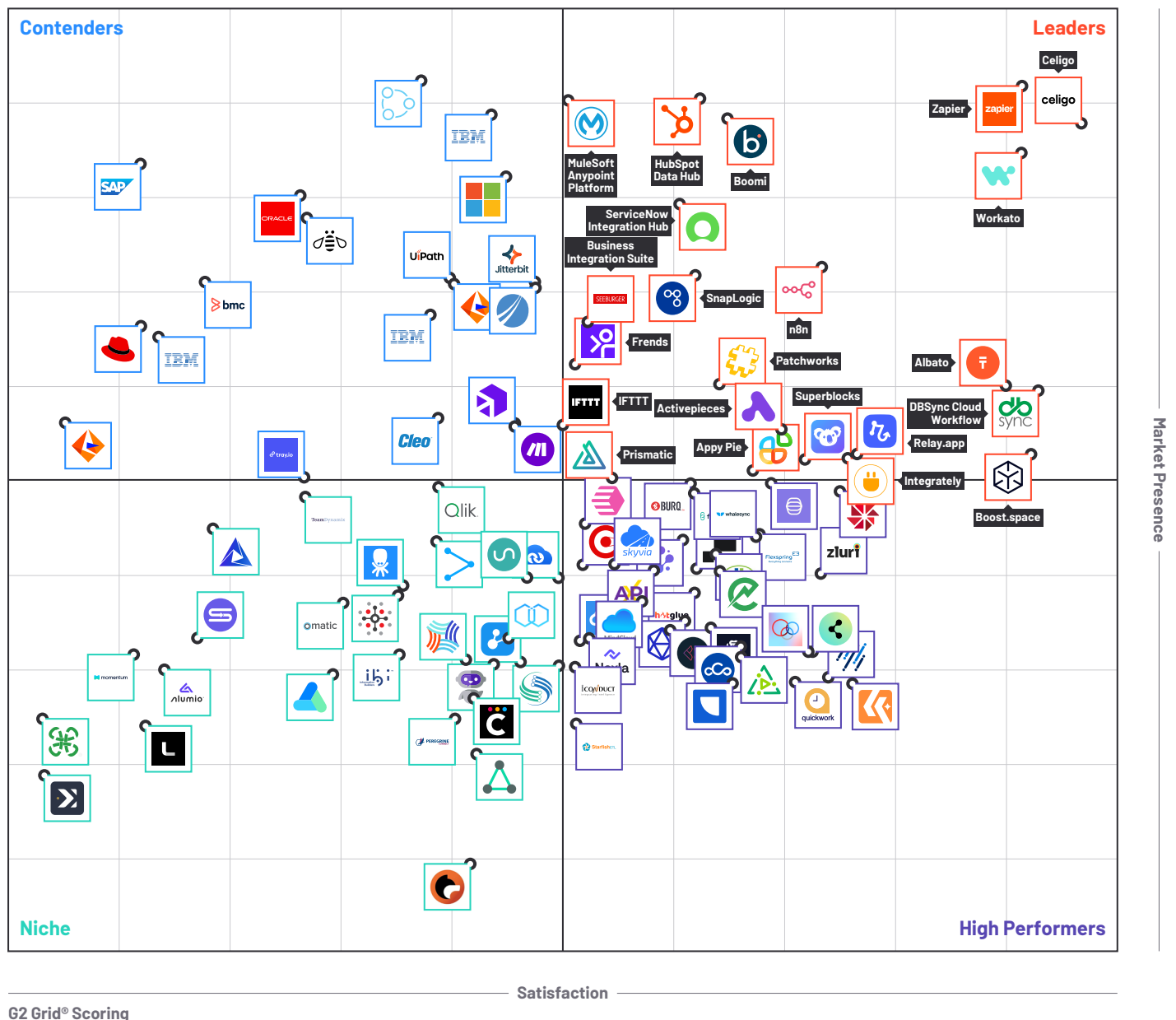


Grid® Report for iPaaS

Winter 2026



iPaaS Software



(iPaaS Software continues on next page)

iPaaS Software (continued)

iPaaS Software Definition

Integration platform as a service (iPaaS) solutions provide a centralized console to manage, govern, and integrate cloud-based applications. These tools work by connecting cloud applications and services and controlling integration flows. iPaaS software tools can speed up product development by integrating existing tools, and increase data volume by utilizing external sources. Companies use these tools to scale performance needs, add product functionality, and structure application integrations. Features or data can be added or removed quickly, reducing failover, downtime, and development time. iPaaS software provides the infrastructure for creating connections and deploying software applications within the cloud.

There is some relationship between iPaaS and [enterprise service bus \(ESB\) software](#), but iPaaS platforms are typically used for customer-facing applications and is deployed on cloud, while ESB is used for internal data transfers and is deployed on premises.

iPaaS solutions often feature user-friendly, low-code or no-code environments for building these integrations, though some iPaaS vendors also offer advanced developer tools for more complex integrations.

To qualify for inclusion in the iPaaS category, a product must:

- ▶ Build, deploy, and manage integrations within the cloud
- ▶ Allow users to govern and manage integration flows
- ▶ Connect various cloud-to-cloud systems and solutions
- ▶ Consolidate cloud solutions into a single platform

iPaaS Grid® Scoring Description

Products shown on the Grid® for iPaaS have received a minimum of 10 reviews/ratings in data gathered by November 04, 2025. Products are ranked by customer satisfaction (based on user reviews) and market presence (based on market share, seller size, and social impact) and placed into four categories on the Grid®:

- ▶ Products in the Leader quadrant are rated highly by G2 users and have substantial Market Presence scores. Leaders include: [Celigo](#), [Zapier](#), [Workato](#), [Boomi](#), [HubSpot Data Hub](#), [DBSync Cloud Workflow](#), [Albato](#), [n8n](#), [Boost.space](#), [MuleSoft Anypoint Platform](#), [ServiceNow Integration Hub](#), [SnapLogic Intelligent Integration Platform \(IIP\)](#), [Relay.app](#), [Integrately](#), [Activepieces](#), [Patchworks](#), [Superblocks](#), [SEEBURGER Business Integration Suite](#), [Appy Pie](#), [Frends](#), [IFTTT](#), and [Prismatic](#)
- ▶ High Performing products have high customer Satisfaction scores and low Market Presence compared to the rest of the category. High Performers include: [Files.com](#), [Tines](#), [Zluri](#), [Flexspring](#), [Whalesync](#), [BURQ iPaaS](#), [Flowgear](#), [DataBlend](#), [Pandium](#), [ElectroNeek: RPA and AI Platform](#), [klamp](#), [Konnectify](#), [Venn Technology](#), [Hightouch](#), [Recursiv](#), [hotglue](#), [Quickwork](#), [ApiX-Drive](#), [Tavio](#), [Census](#), [Robocorp](#), [Exalate](#), [Alloy Automation](#), [Skyvia](#), [MindCloud](#), [Martini](#), [RudderStack](#), [Cyclr](#), [Nexla](#), [Syncari](#), [iConduct](#), and [StarfishETL](#)
- ▶ Contender products have relatively low customer Satisfaction scores and high Market Presence compared to the rest of the category. While they may have positive reviews, they do not have enough reviews to validate those ratings. Contenders include: [IBM App Connect](#), [IBM webMethods Integration](#), [Azure Logic Apps](#), [Jitterbit](#), [TIBCO Integration \(featuring Business Works and Flogo\)](#), [UiPath Agentic Automation](#), [Informatica Cloud Data Integration](#), [Oracle Integration Cloud](#), [IBM webMethods API Management](#), [IBM DataPower Gateway](#), [Digibee](#), [Make](#), [SAP Integration Suite](#), [Cleo Integration Cloud](#), [Control-M](#), [IBM Cloud Pak for Integration](#), [Red Hat Fuse](#), [Tray.ai](#), and [Informatica API and Application Integration](#)
- ▶ Niche products have relatively low Satisfaction scores and low Market Presence compared to the rest of the category. While they may have positive reviews, they do not have enough reviews to validate those ratings. Niche products include: [APPSecCONNECT](#), [Talend Cloud Data Integration](#), [Unito](#), [Alteryx Designer Cloud](#), [CiraSync](#), [Integrate.io](#), [Dataddo](#), [iPaaS with ITPA](#), [Keboola](#), [Central](#), [eZintegrations](#), [enosix](#), [Cinchy](#), [Omatic Software](#), [ibi Omni-Gen](#), [Peregrine Connect](#), [Adeptia Connect](#), [Polytomic](#), [Apiway](#), [SyncApps](#), [Warewolf](#), [Alumio](#), [Momentum](#), [Linx](#), [Roghnu](#), and [KonnectzIT](#)



Grid® Scores for iPaaS Software

The table below shows the Satisfaction and Market Presence scores that determine product placement on the Grid®. To learn more about each of the products, please see the profile section.

Leaders

	# of Reviews	Satisfaction	Market Presence	G2 Score
Celigo	559	100	92	96
Zapier	844	94	96	95
Workato	423	94	88	91
Boomi	232	66	93	79
HubSpot Data Hub	300	63	95	79
DBSync Cloud Workflow	286	96	60	78
Albato	476	93	61	77
n8n	124	75	75	75
Boost.space	239	95	53	74
MuleSoft Anypoint Platform	356	51	95	73
ServiceNow Integration Hub	17	61	82	72
SnapLogic	192	63	74	68
Relay.app	67	78	53	66
Integrately	544	77	53	65
Activepieces	130	71	56	63
Patchworks	38	65	61	63
Superblocks	81	73	52	63
Business Integration Suite	14	52	69	60
Appy Pie	154	68	51	60

(Grid® Scores for iPaaS Software continues on next page)

* Products are ordered by G2 Score. Satisfaction score is used as a tiebreaker if two products have the same G2 Score.

Grid® Scores for iPaaS Software (continued)

The table below shows the Satisfaction and Market Presence scores that determine product placement on the Grid®. To learn more about each of the products, please see the profile section.

Leaders (continued)

	# of Reviews	Satisfaction	Market Presence	G2 Score
Frends	80	51	64	57
IFTTT	38	50	56	53
Prismatic	77	55	50	52

High Performers

Files.com	22	77	49	63
Tines	61	70	50	60
Zluri	45	75	39	57
Flexspring	97	69	44	56
Whalesync	19	69	43	56
BURQ iPaaS	14	62	50	56
Flowgear	108	63	48	55
DataBlend	49	65	41	53
Pandium	19	62	43	52
ElectroNeek: RPA and AI Platform	39	65	39	52
klamp	12	78	26	52
Konnectify	22	74	30	52
Venn Technology	18	74	30	52
Hightouch	86	63	40	51
Recursiv	38	76	27	51

(Grid® Scores for iPaaS Software continues on next page)

* Products are ordered by G2 Score. Satisfaction score is used as a tiebreaker if two products have the same G2 Score.

Grid® Scores for iPaaS Software (continued)

The table below shows the Satisfaction and Market Presence scores that determine product placement on the Grid®. To learn more about each of the products, please see the profile section.

High Performers (continued)

	# of Reviews	Satisfaction	Market Presence	G2 Score
hotglue	30	63	37	50
Quickwork	14	72	26	49
ApiX-Drive	41	59	39	49
Tavio	42	67	30	49
Census	29	52	45	48
Robocorp	46	64	33	48
Exalate	40	67	29	48
Alloy Automation	18	62	33	48
Skyvia	76	55	40	48
MindCloud	15	58	36	47
Martini	292	60	32	46
RudderStack	17	66	26	46
Cyclr	58	52	40	46
Nexla	24	53	31	42
Syncari	23	52	31	41
IConduct	30	51	28	40
StarfishETL	30	51	21	36

(Grid® Scores for iPaaS Software continues on next page)

* Products are ordered by G2 Score. Satisfaction score is used as a tiebreaker if two products have the same G2 Score.

Grid® Scores for iPaaS Software (continued)

The table below shows the Satisfaction and Market Presence scores that determine product placement on the Grid®. To learn more about each of the products, please see the profile section.

Contenders

	# of Reviews	Satisfaction	Market Presence	G2 Score
IBM App Connect	156	43	93	68
IBM webMethods Integration	207	36	97	67
Azure Logic Apps	63	45	86	65
Jitterbit	227	47	73	60
TIBCO Integration (featuring Business Works and Flogo)	123	47	73	60
UiPath Agentic Automation	108	39	74	56
Informatica Cloud Data Integration	69	40	73	56
Oracle Integration	27	25	83	54
IBM webMethods API Management	16	37	69	53
IBM DataPower Gateway	28	25	81	53
Digibee	65	45	56	51
Make	172	45	56	51
SAP Integration Suite	146	10	87	48
Cleo	86	38	57	48
Control-M	35	16	73	44
IBM Cloud Pak for Integration	10	11	67	39
Red Hat Fuse	10	10	68	39
Tray.ai	92	25	50	38
Informatica API and Application Integration	12	2	57	29

(Grid® Scores for iPaaS Software continues on next page)

* Products are ordered by G2 Score. Satisfaction score is used as a tiebreaker if two products have the same G2 Score.

Grid® Scores for iPaaS Software (continued)

The table below shows the Satisfaction and Market Presence scores that determine product placement on the Grid®. To learn more about each of the products, please see the profile section.

Niche

	# of Reviews	Satisfaction	Market Presence	G2 Score
APPSeCONNECT	33	50	38	44
Talend Cloud Data Integration	84	38	49	44
Unito	15	47	38	43
Alteryx Designer Cloud	47	38	43	40
CiraSync	63	50	28	39
Integrate.io	56	45	31	38
Dataddo	50	46	28	37
iPaaS with ITPA	13	25	48	37
Keboola	11	35	38	36
Central	11	43	28	36
eZintegrations	26	34	36	35
enosix	10	41	29	35
Cinchy	10	42	24	33
Omatic Software	32	29	36	32
TIBCO Omni-Gen	10	34	29	32
Peregrine Connect	74	40	22	31
Adeptia Connect	11	16	44	30
Polytomic	11	42	18	30
Apiway	11	28	27	27

(Grid® Scores for iPaaS Software continues on next page)

* Products are ordered by G2 Score. Satisfaction score is used as a tiebreaker if two products have the same G2 Score.



Grid® Scores for iPaaS Software (continued)

The table below shows the Satisfaction and Market Presence scores that determine product placement on the Grid®. To learn more about each of the products, please see the profile section.

Niche (continued)

	# of Reviews	Satisfaction	Market Presence	G2 Score
SyncApps	112	15	31	23
Warewolf	10	41	5	23
Alumio	12	12	28	20
Momentum	13	9	29	19
Linx	11	10	21	15
Roghnu	42	0	22	11
KonnectzIT	13	0	15	8

* Products are ordered by G2 Score. Satisfaction score is used as a tiebreaker if two products have the same G2 Score.

Grid® Methodology

Grid® Rating Methodology

The Grid® represents the democratic voice of real software users, rather than the subjective opinion of one analyst. G2 rates products from the iPaaS category algorithmically based on data sourced from product reviews shared by G2 users and data sourced from third parties.

Technology buyers can use the Grid® to help them quickly select the best products for their businesses and to find peers with similar experiences. For sellers, media, investors, and analysts, the Grid® provides benchmarks for product comparison and market trend analysis..

Grid® Scoring Methodology

The Grid® Report for iPaaS | Winter 2026 is based on reviews collected through November 04, 2025. We apply unique algorithms to this data to calculate Satisfaction (v4.0) and Market Presence (v7.0) scores for the Winter 2026 report quarter. To view the iPaaS Grid® with the most recent data, please visit the [iPaaS](#) page. For more details on Grid® Scoring, please view the [G2 Scoring Methodology here](#).

Grid® Categorization Methodology

Making G2 research relevant and easy for people to use as they evaluate and select business software products is one of our most important goals. In support of that goal, organizing products and software companies in a well-defined structure that makes capturing, evaluating, and displaying reviews and other research in an orderly manner is a critical part of the research process.

To manage the process of categorizing the software products and the related reviews in the G2 community, G2 follows a publicly available [categorization methodology](#). All products appearing on the Grid® have passed through G2's categorization methodology and meet G2's category standards.

Many terms that appear regularly across G2 and are used to aid in product categorization warrant a definition to facilitate buyer understanding. These terms may be included within reviews from the G2 community or in executive summaries for products included on the Grid®. A [list of standard definitions](#) is available to G2 users to eliminate confusion and ease the buying process.

Rating Changes and Dynamics

The ratings in this report are based on a snapshot of the user reviews and third-party data collected by G2 up through November 04, 2025. The ratings may change as the products are further developed, the sellers grow, and as additional opinions are shared by users. G2 updates the ratings on its website in real time as additional data is received, and this report will be updated as significant data is received. By improving their products and support and/or by having more satisfied customer voices heard, Contenders may become Leaders and Niche sellers may become High Performers.

Trust

Keeping our ratings unbiased is our top priority. G2 follows defined community guidelines to ensure privacy, and authenticity for users and reviews. For more details, please view the [G2 Community Guidelines here](#).

(Grid® Methodology continues on next page)

** Net Promoter, Net Promoter System, Net Promoter Score, NPS and the NPS-related emoticons are registered trademarks of Bain & Company, Inc., Fred Reichheld and Satmetrix Systems, Inc.

Grid® Methodology (continued)

Grid® Inclusion Criteria

All products in a G2 category that have at least 10 reviews from real users of the product are included on the Grid®. Inviting other users, such as colleagues and peers, to join G2 and share authentic product reviews will accelerate this process.

If a product is not yet listed on G2 and it fits the market definition above, then users are encouraged to [suggest its addition](#) to our [iPaaS category](#).

Product Profiles

Product profiles and detailed charts are included for products with 10 or more reviews.

celigo

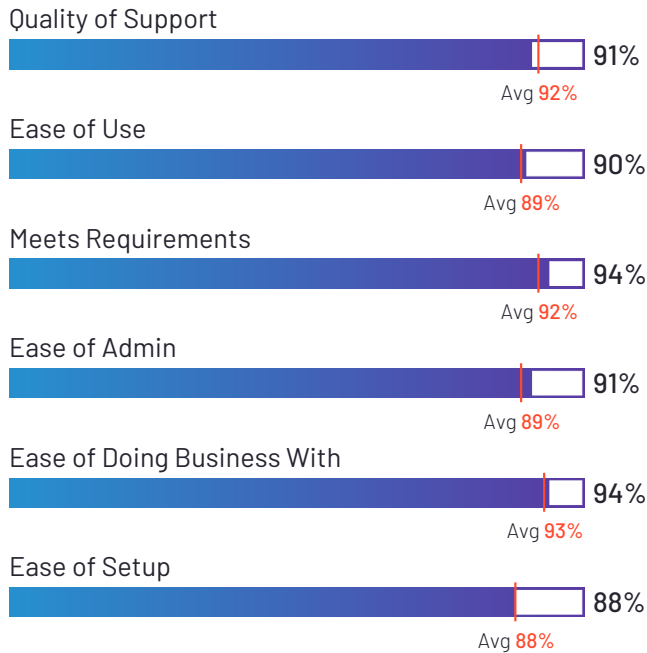
Celigo

4.7 ★★★★★ (693)

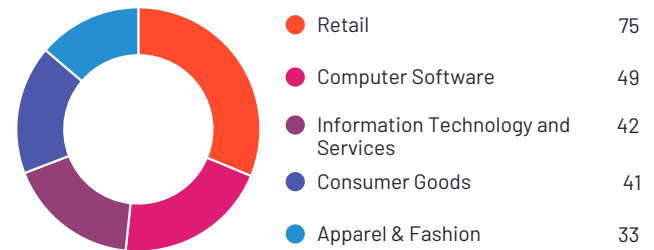


Celigo has been named a Leader based on receiving a high customer Satisfaction score and having a large Market Presence. Celigo received the highest Satisfaction score among products in iPaaS. 97% of users rated it 4 or 5 stars, 94% of users believe it is headed in the right direction, and users said they would be likely to recommend Celigo at a rate of 93%. Celigo is also in the API Management, API Marketplace, and Electronic Data Interchange (EDI) categories.


Satisfaction Ratings



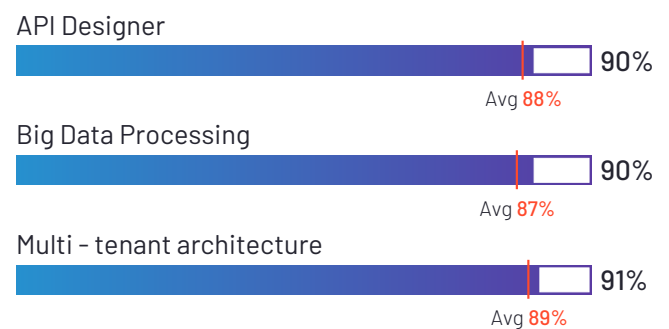
Top Industries Represented



Highest-Rated Features



Lowest-Rated Features



Ownership
Celigo



HQ Location
Redwood City,
California



Year Founded
2011



**Employees (Listed
On LinkedIn)**
718



Company Website
www.celigo.com



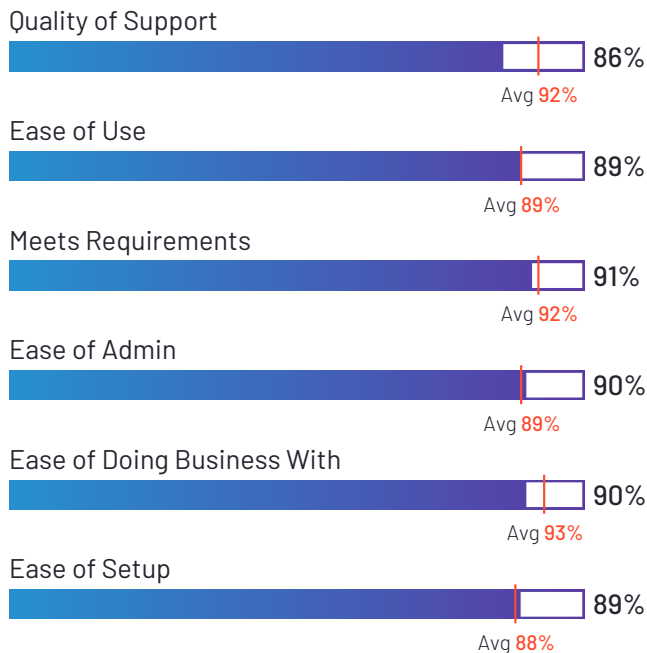
Zapier

4.5 ★★★★★ (1,509)

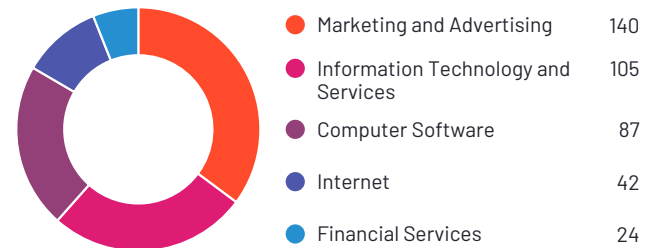


Zapier has been named a Leader based on receiving a high customer Satisfaction score and having a large Market Presence. 94% of users rated it 4 or 5 stars, 90% of users believe it is headed in the right direction, and users said they would be likely to recommend Zapier at a rate of 90%. Zapier is also in the Productivity Bots, API Marketplace, AI Agent Builders, and AI Orchestration categories.

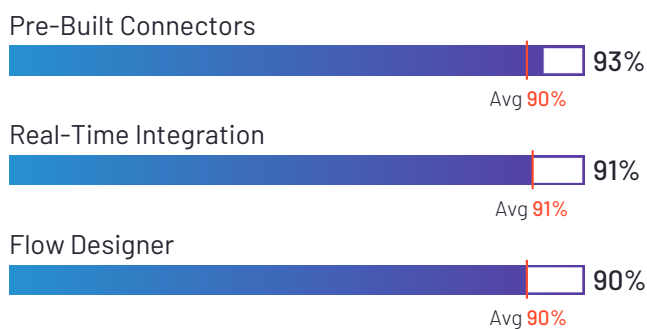
Satisfaction Ratings



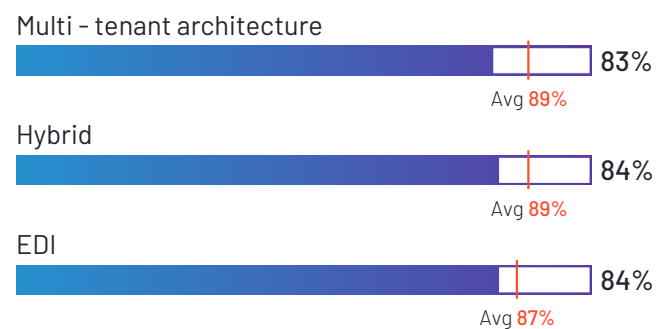
Top Industries Represented



Highest-Rated Features



Lowest-Rated Features



Ownership
Zapier



HQ Location
San Francisco, CA



Year Founded
2011



Employees (Listed On LinkedIn)
1,299



Company Website
zapier.com



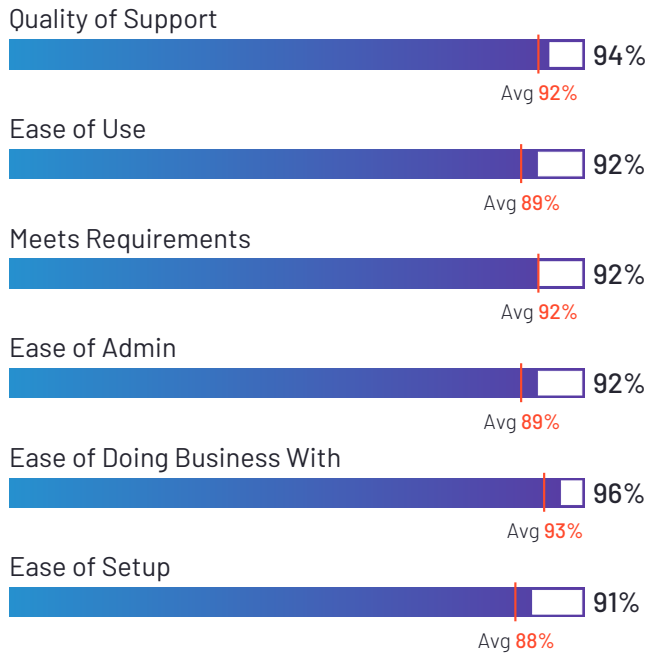
Workato

4.7 ★★★★★ (647)

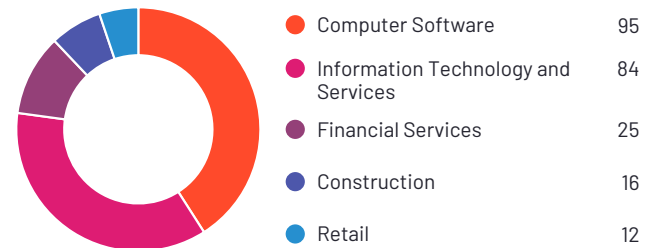


Workato has been named a Leader based on receiving a high customer Satisfaction score and having a large Market Presence. 100% of users rated it 4 or 5 stars, 96% of users believe it is headed in the right direction, and users said they would be likely to recommend Workato at a rate of 94%. Workato is also in the Master Data Management (MDM), API Development, Embedded Integration Platforms, Reverse ETL, Data Replication, API Management, AI Agent Builders, API Generation, Electronic Data Interchange (EDI), Big Data Integration Platforms, Process Orchestration, Conversational Marketing, ETL Tools, Conversational Support, Generative AI Infrastructure, Productivity Bots, and AI Orchestration categories.

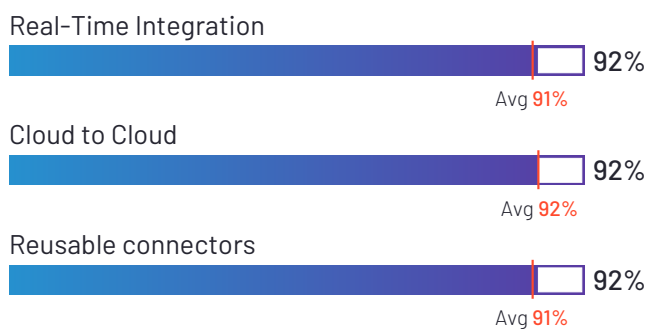
Satisfaction Ratings



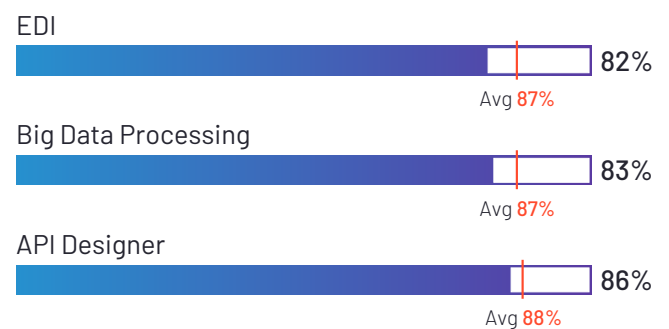
Top Industries Represented



Highest-Rated Features



Lowest-Rated Features



Ownership
Workato



HQ Location
Mountain View,
California



Year Founded
2013



**Employees (Listed
On LinkedIn)**
1,245



Company Website
workato.com



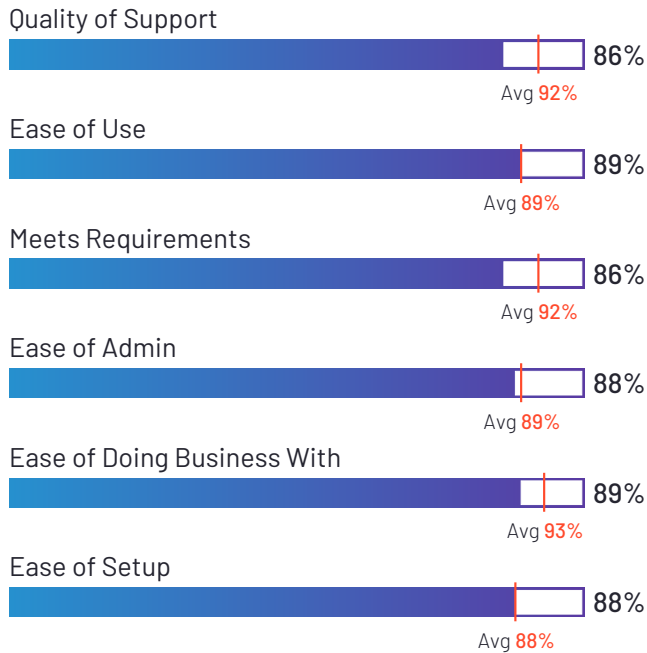
Boomi

4.4 ★★★★★ (461)

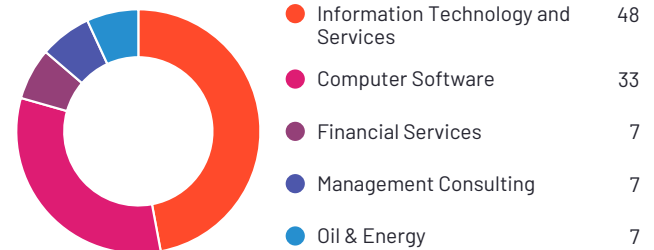


Boomi has been named a Leader based on receiving a high customer Satisfaction score and having a large Market Presence. 95% of users rated it 4 or 5 stars, 91% of users believe it is headed in the right direction, and users said they would be likely to recommend Boomi at a rate of 87%. Boomi is also in the API Management, Master Data Management (MDM), AWS Marketplace, API Platforms, Electronic Data Interchange (EDI), Data Mapping, API Development, Embedded Integration Platforms, and Autodesk Construction Cloud Integration Partners categories.

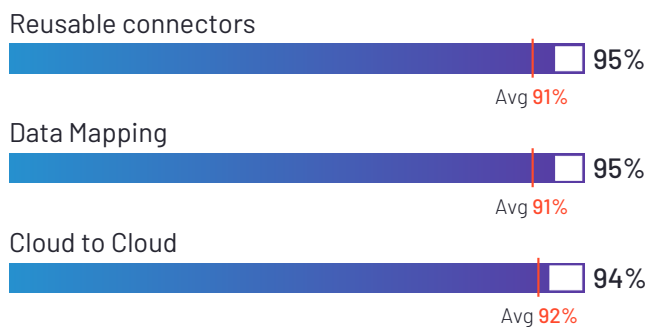
Satisfaction Ratings



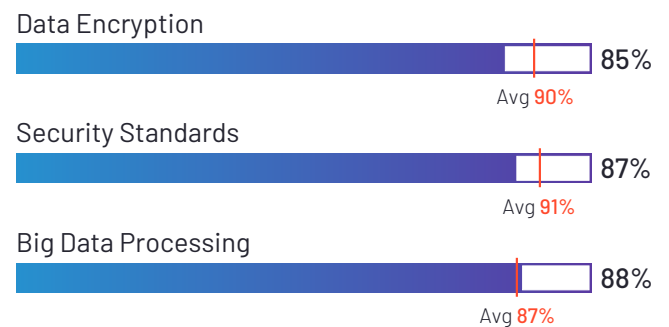
Top Industries Represented



Highest-Rated Features



Lowest-Rated Features



Ownership
Boomi



HQ Location
Chesterbrook, PA



Year Founded
2000



Employees (Listed On LinkedIn)
2,824



Company Website
boomi.com



Data Hub™

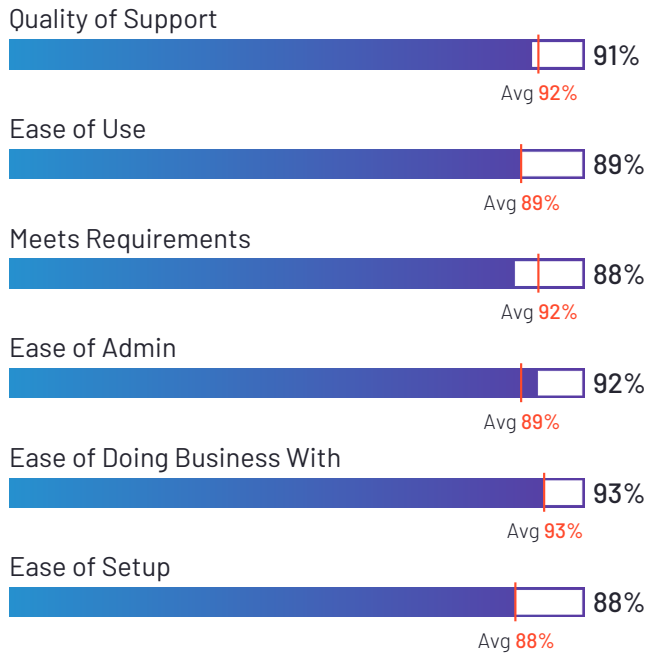
HubSpot Data Hub

4.5 ★★★★★ (558)

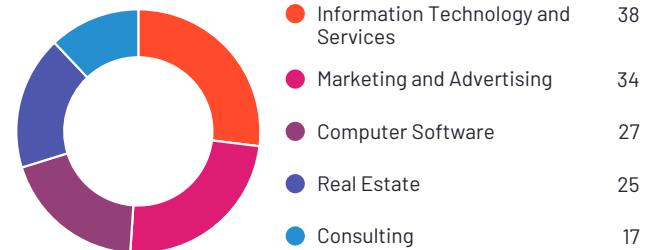


HubSpot Data Hub has been named a Leader based on receiving a high customer Satisfaction score and having a large Market Presence. 96% of users rated it 4 or 5 stars, 89% of users believe it is headed in the right direction, and users said they would be likely to recommend HubSpot Data Hub at a rate of 90%. HubSpot Data Hub is also in the Data Preparation, Revenue Operations & Intelligence (RO&I), Cloud Migration, Stream Analytics, ETL Tools, Data Quality, and AI Agents For Business Operations categories.

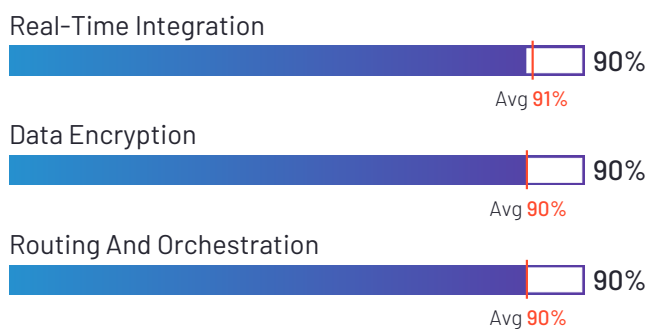
Satisfaction Ratings



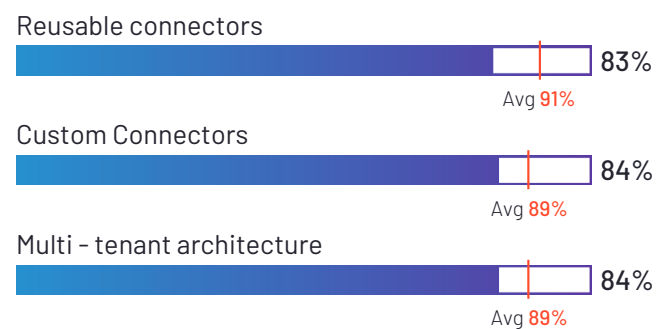
Top Industries Represented



Highest-Rated Features



Lowest-Rated Features



Ownership
HubSpot



HQ Location
Cambridge, MA



Year Founded
2006



Employees (Listed On LinkedIn)
10,898



Company Website
hubspot.com



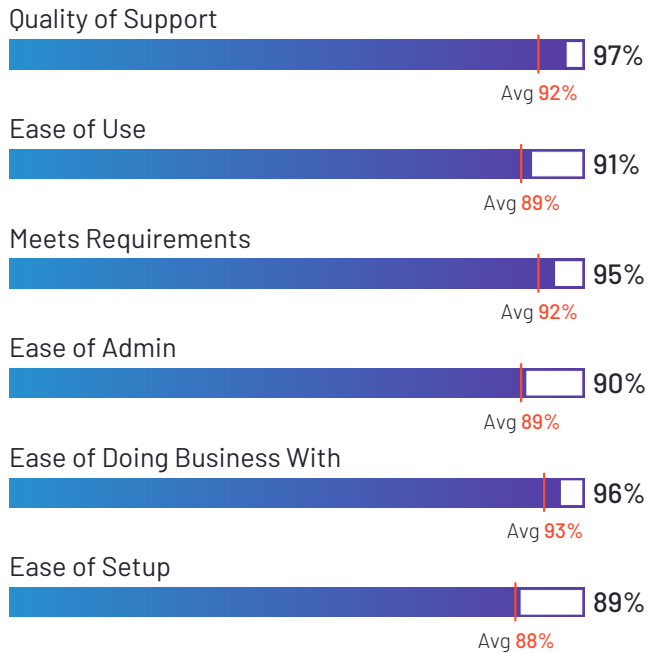
DBSync Cloud Workflow

4.7 ★★★★★ (289)

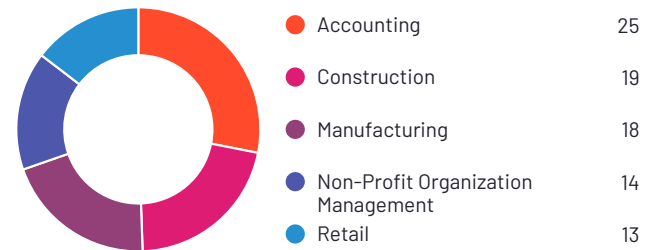


DBSync Cloud Workflow has been named a Leader based on receiving a high customer Satisfaction score and having a large Market Presence. 97% of users rated it 4 or 5 stars, 91% of users believe it is headed in the right direction, and users said they would be likely to recommend DBSync Cloud Workflow at a rate of 95%.

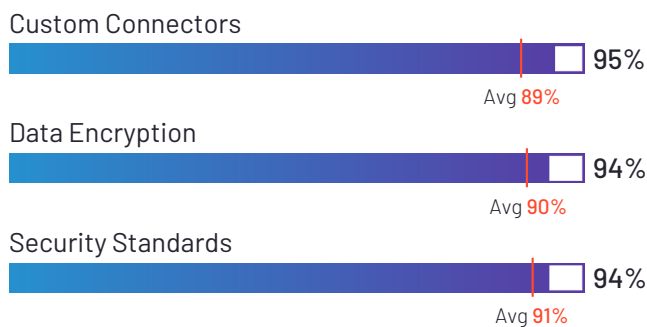
Satisfaction Ratings



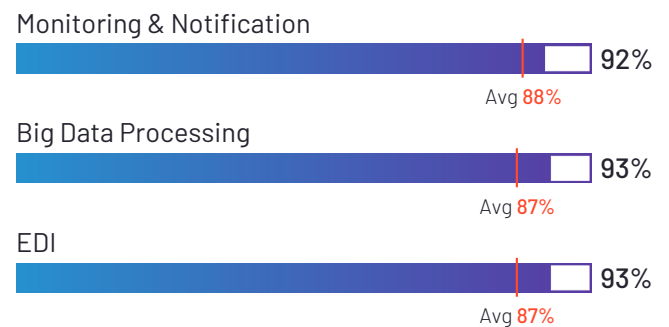
Top Industries Represented



Highest-Rated Features



Lowest-Rated Features



Ownership
DBSync



HQ Location
Brentwood, TN



Year Founded
2009



Employees (Listed On LinkedIn)
112



Company Website
mydbsync.com



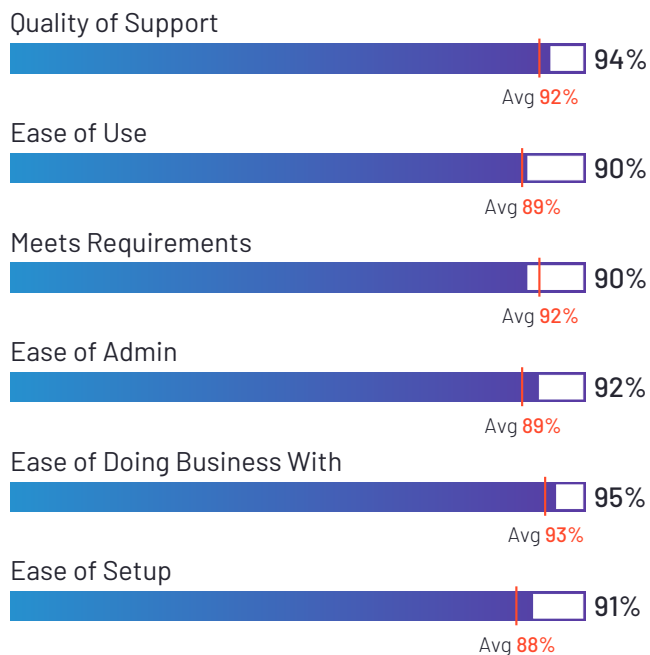
Albato

4.6 ★★★★★ (487)



Albato has been named a Leader based on receiving a high customer Satisfaction score and having a large Market Presence. 99% of users rated it 4 or 5 stars, 98% of users believe it is headed in the right direction, and users said they would be likely to recommend Albato at a rate of 93%. Albato is also in the Embedded Integration Platforms category.

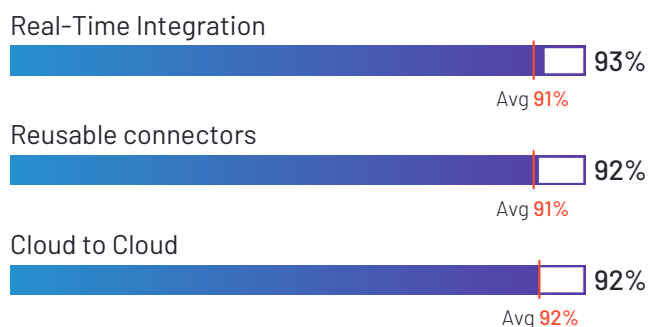
Satisfaction Ratings



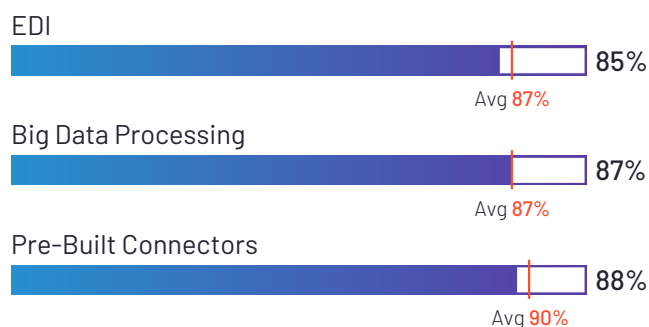
Top Industries Represented



Highest-Rated Features



Lowest-Rated Features



Ownership
Albato



HQ Location
Setúbal, PT



Year Founded
2019



Employees (Listed On LinkedIn)
32



Company Website
www.albato.com



n8n

4.8 ★★★★★ (166)



n8n has been named a Leader based on receiving a high customer Satisfaction score and having a large Market Presence. 98% of users rated it 4 or 5 stars, 95% of users believe it is headed in the right direction, and users said they would be likely to recommend n8n at a rate of 96%. n8n is also in the Security Orchestration, Automation, and Response (SOAR) category.

Satisfaction Ratings

Quality of Support



Ease of Use



Meets Requirements



Ease of Admin



Ease of Doing Business With



Ease of Setup



Top Industries Represented



Highest-Rated Features

Flow Designer



Real-Time Integration



Reusable connectors



Lowest-Rated Features

Big Data Processing



Multi - tenant architecture



Security Standards



Ownership
n8n GmbH



HQ Location
Berlin, Berlin



Year Founded
2019



**Employees (Listed
On LinkedIn)**
344



Company Website
n8n.io



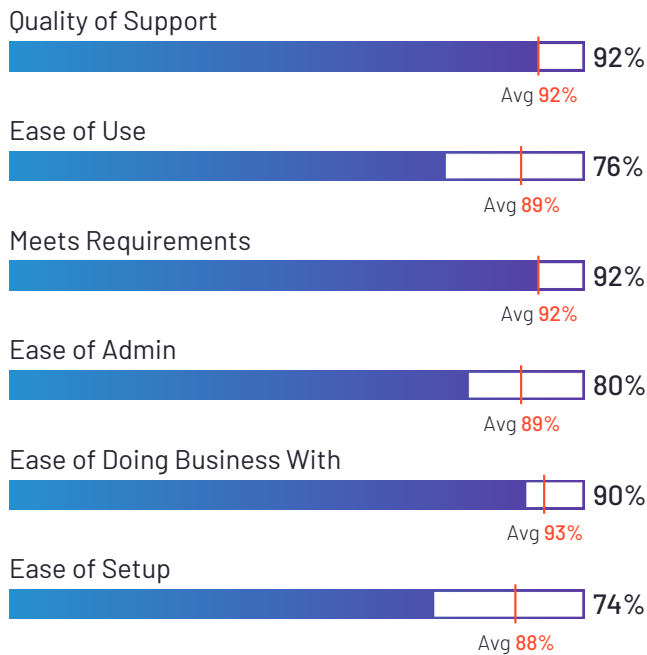
Boost.space

4.6 ★★★★★ (351)



Boost.space has been named a Leader based on receiving a high customer Satisfaction score and having a large Market Presence. 98% of users rated it 4 or 5 stars, 96% of users believe it is headed in the right direction, and users said they would be likely to recommend Boost.space at a rate of 92%. Boost.space is also in the DataOps Platforms, E-Commerce Data Integration, ETL Tools, Product Information Management (PIM), and Database as a Service (DBaaS) categories.

Satisfaction Ratings



Top Industries Represented



Ownership

Boost.space s.r.o.



HQ Location

Prague, CZ



Year Founded

2017



Employees (Listed On LinkedIn)

28



Company Website

boost.space

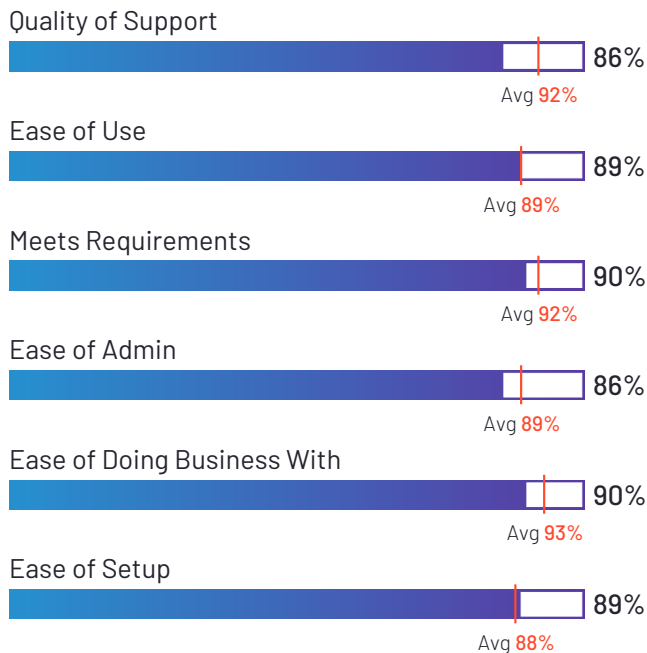


4.5 ★★★★★ (710)




MuleSoft Anypoint Platform has been named a Leader based on receiving a high customer Satisfaction score and having a large Market Presence. 99% of users rated it 4 or 5 stars, 95% of users believe it is headed in the right direction, and users said they would be likely to recommend MuleSoft Anypoint Platform at a rate of 90%. MuleSoft Anypoint Platform is also in the API Development, Message Queue (MQ), ETL Tools, API Management, API Marketplace, Electronic Data Interchange (EDI), Java Integrated Development Environments (IDE), and API Platforms categories.

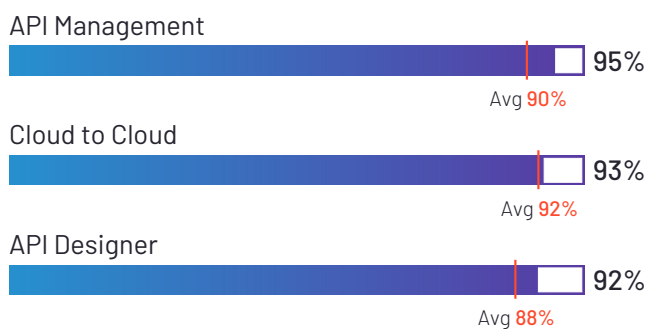
Satisfaction Ratings



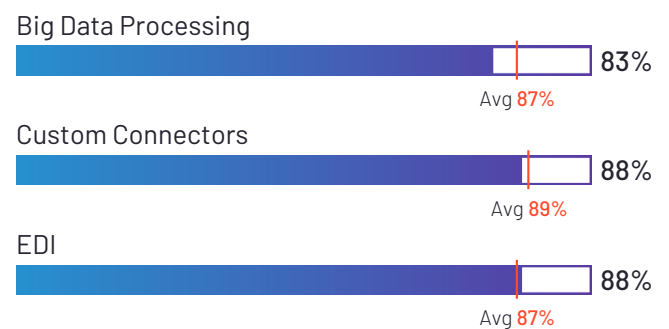
Top Industries Represented



Highest-Rated Features



Lowest-Rated Features



Ownership
Salesforce



HQ Location
San Francisco, CA



Year Founded
1999



Employees (Listed On LinkedIn)
83,838



Company Website
salesforce.com

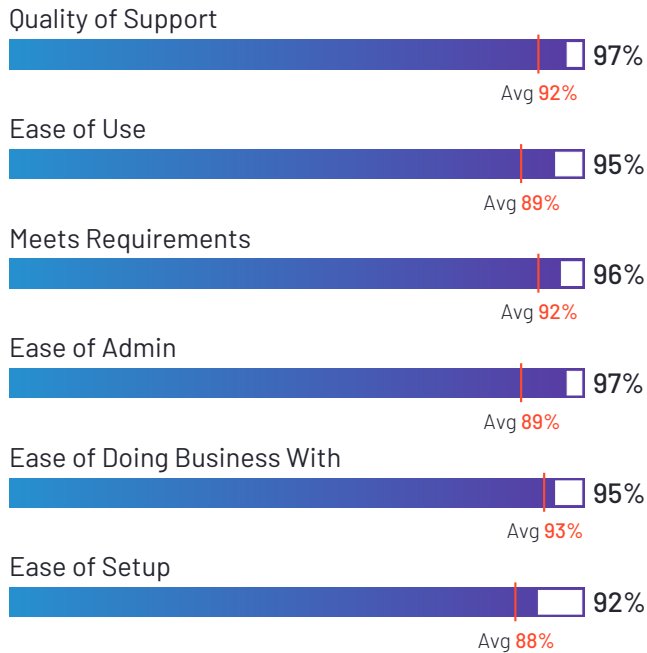
servicenow

4.8 ★★★★★ (21)




ServiceNow Integration Hub has been named a Leader based on receiving a high customer Satisfaction score and having a large Market Presence. 100% of users rated it 4 or 5 stars, 100% of users believe it is headed in the right direction, and users said they would be likely to recommend ServiceNow Integration Hub at a rate of 95%.

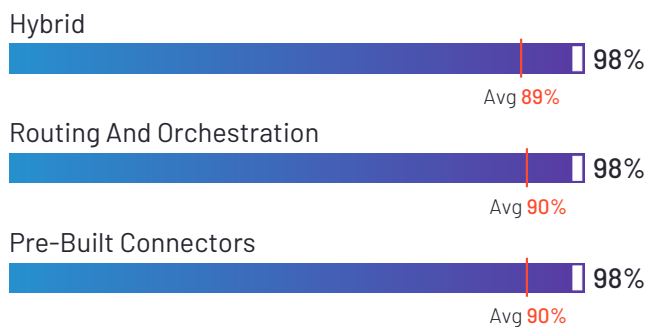
Satisfaction Ratings



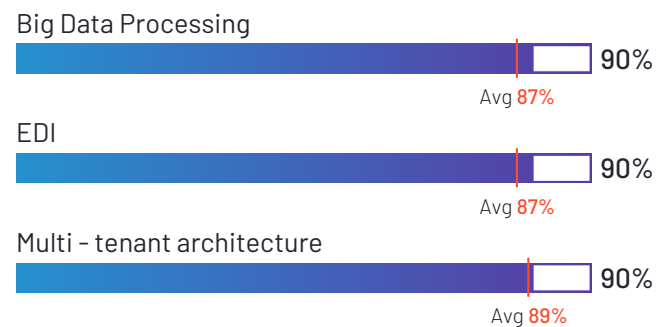
Top Industries Represented



Highest-Rated Features



Lowest-Rated Features



Ownership
ServiceNow



HQ Location
Santa Clara, CA



Year Founded
2004



Employees (Listed On LinkedIn)
30,388



Company Website
servicenow.com



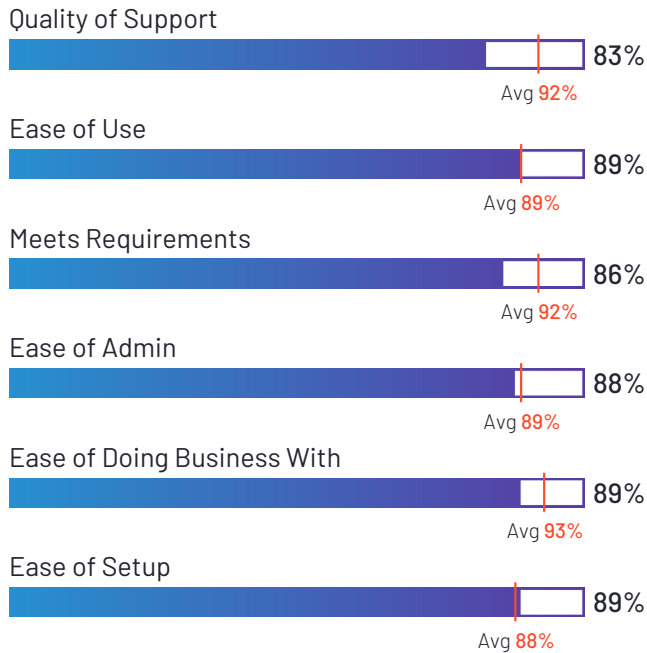
SnapLogic Intelligent Integration Platform (IIP)

4.3 ★★★★★ (366)




SnapLogic Intelligent Integration Platform (IIP) has been named a Leader based on receiving a high customer Satisfaction score and having a large Market Presence. 94% of users rated it 4 or 5 stars, 89% of users believe it is headed in the right direction, and users said they would be likely to recommend SnapLogic at a rate of 86%. SnapLogic is also in the Big Data Integration Platforms, ETL Tools, API Management, On-Premise Data Integration, and AI Agent Builders categories.


Satisfaction Ratings



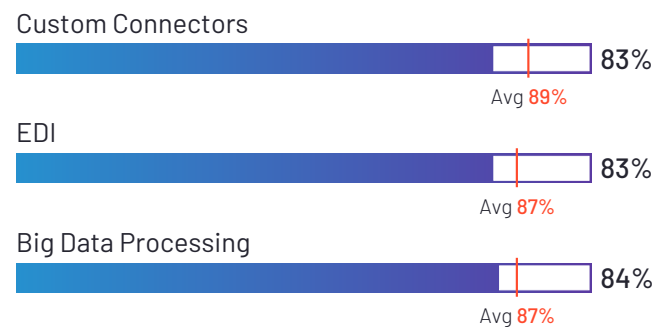
Top Industries Represented



Highest-Rated Features



Lowest-Rated Features



Ownership
SnapLogic



HQ Location
San Mateo, CA



Year Founded
2006



**Employees (Listed
On LinkedIn)**
365



Company Website
snaplogic.com



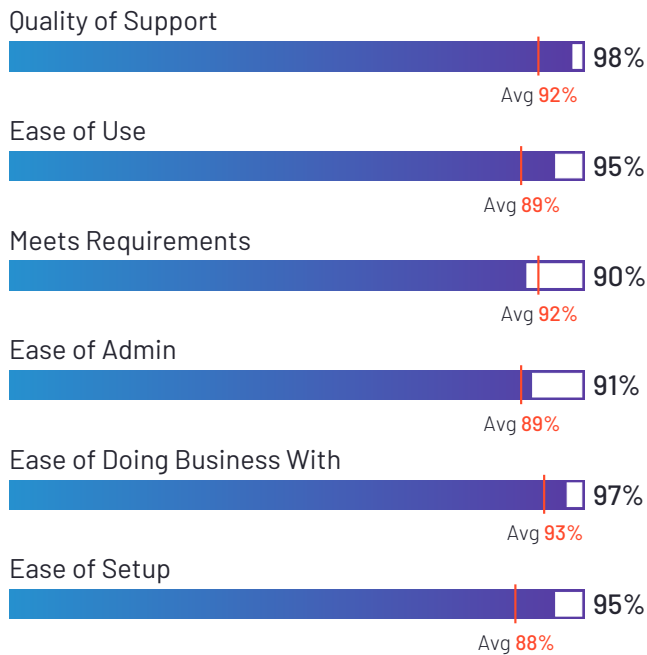
Relay.app

4.9 ★★★★★ (70)



Relay.app has been named a Leader based on receiving a high customer Satisfaction score and having a large Market Presence. 100% of users rated it 4 or 5 stars, 100% of users believe it is headed in the right direction, and users said they would be likely to recommend Relay.app at a rate of 98%. Relay.app is also in the Emerging AI Software and AI Agent Builders categories.

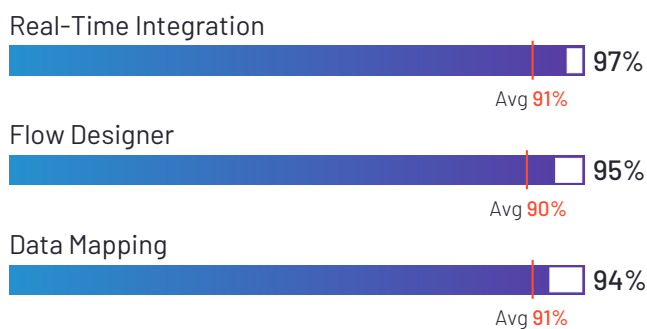
Satisfaction Ratings



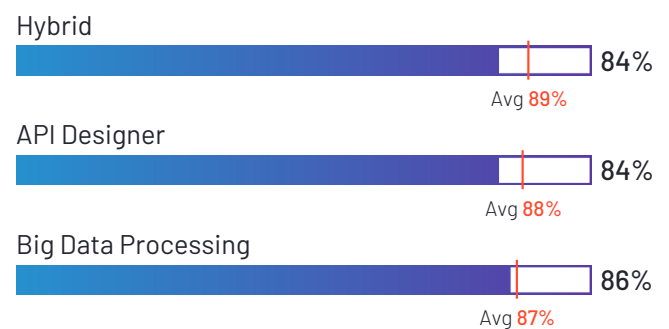
Top Industries Represented



Highest-Rated Features



Lowest-Rated Features



Ownership
Relay.app



HQ Location
San Francisco, CA



Year Founded
2021



Employees (Listed On LinkedIn)
31



Company Website
www.relay.app



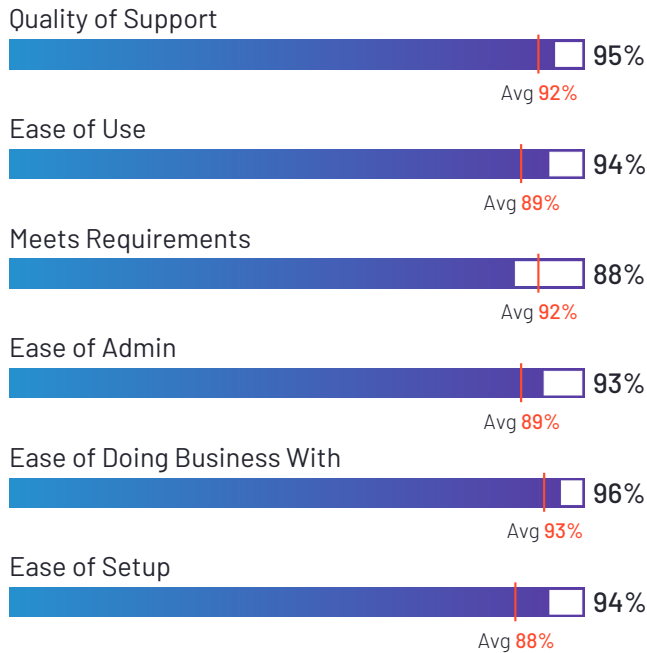
Integrately

4.7 ★★★★★ (695)



Integrately has been named a Leader based on receiving a high customer Satisfaction score and having a large Market Presence. 100% of users rated it 4 or 5 stars, 99% of users believe it is headed in the right direction, and users said they would be likely to recommend Integrately at a rate of 93%. Integrately is also in the API Marketplace and Productivity Bots categories.

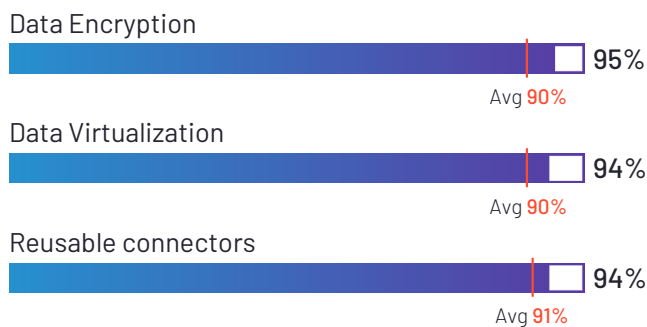
Satisfaction Ratings




Top Industries Represented



Highest-Rated Features



Lowest-Rated Features



Ownership
CompanyHub



HQ Location
Nasik



Year Founded
2015



Employees (Listed On LinkedIn)
23



Company Website
companyhub.com



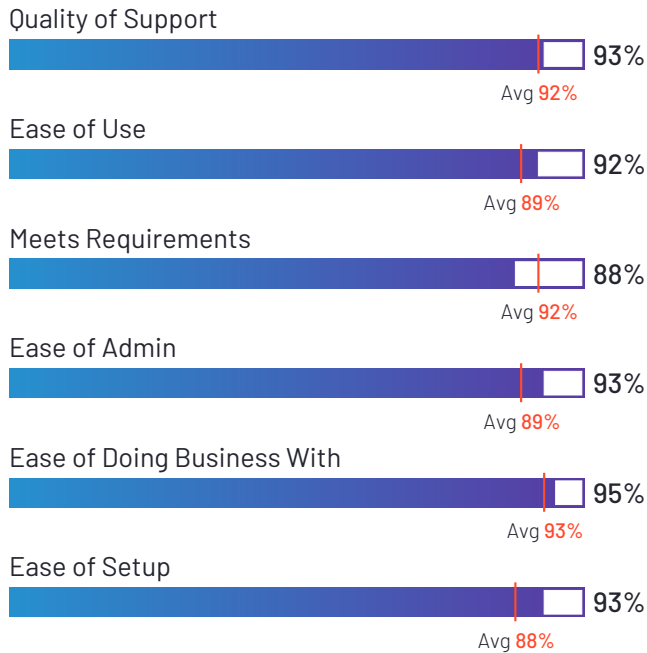
Activepieces

4.8 ★★★★★ (141)

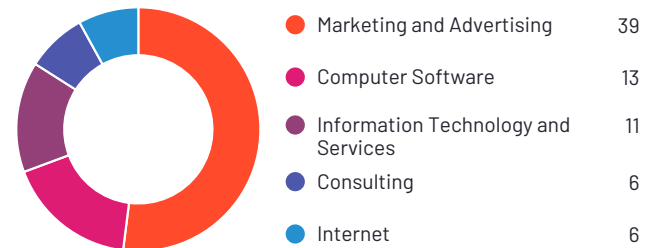


Activepieces has been named a Leader based on receiving a high customer Satisfaction score and having a large Market Presence. 99% of users rated it 4 or 5 stars, 99% of users believe it is headed in the right direction, and users said they would be likely to recommend Activepieces at a rate of 96%. Activepieces is also in the Workflow Management category.

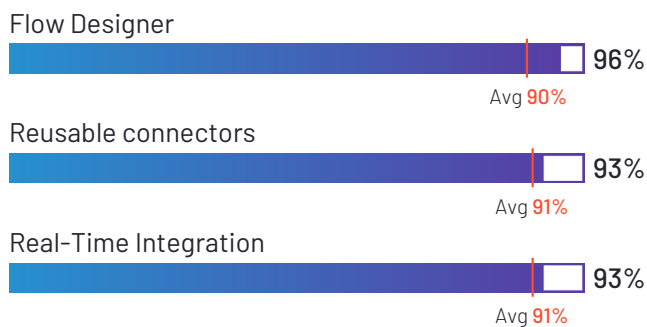
Satisfaction Ratings



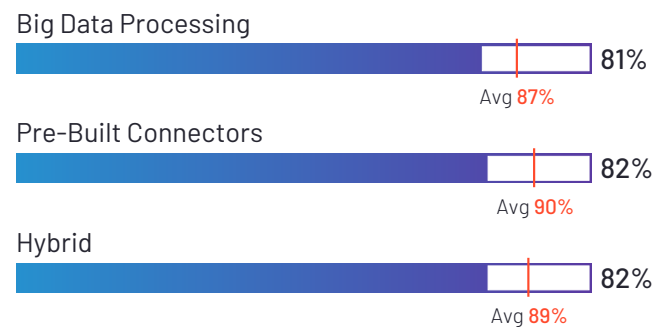
Top Industries Represented



Highest-Rated Features



Lowest-Rated Features



Ownership
Activepieces



HQ Location
San Francisco,
California



Year Founded
2022



**Employees (Listed
On LinkedIn)**
22



Company Website
activepieces.com



patchworks

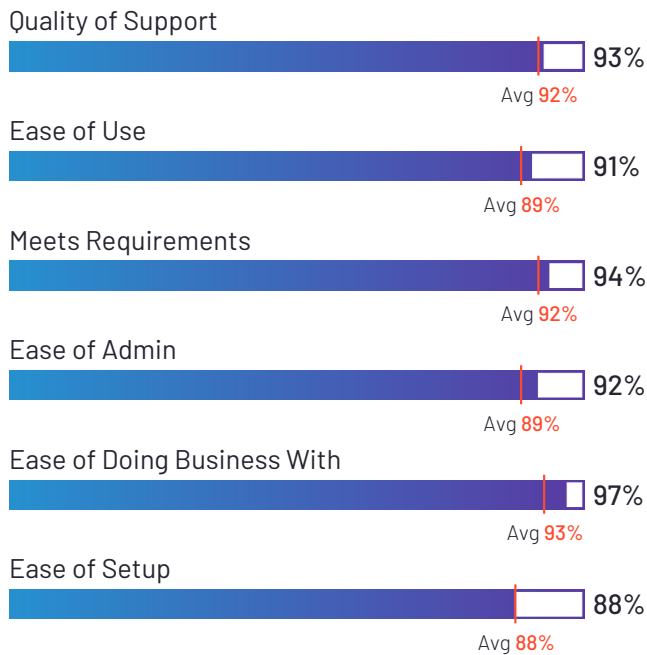
Patchworks

4.7 ★★★★★ (47)

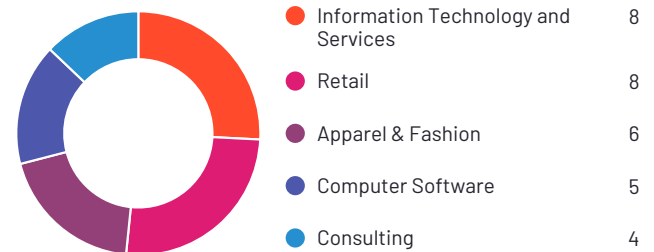


Patchworks has been named a Leader based on receiving a high customer Satisfaction score and having a large Market Presence. 100% of users rated it 4 or 5 stars, 100% of users believe it is headed in the right direction, and users said they would be likely to recommend Patchworks at a rate of 96%. Patchworks is also in the Data Mapping and E-Commerce Tools categories.

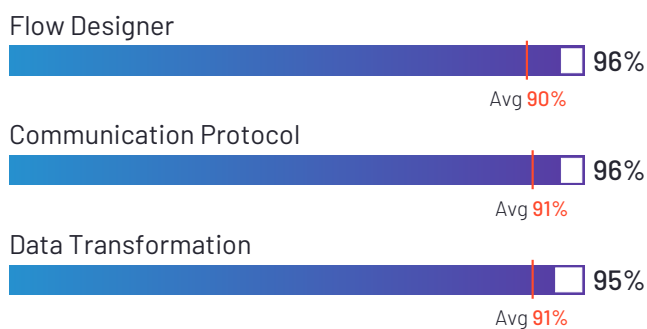
Satisfaction Ratings



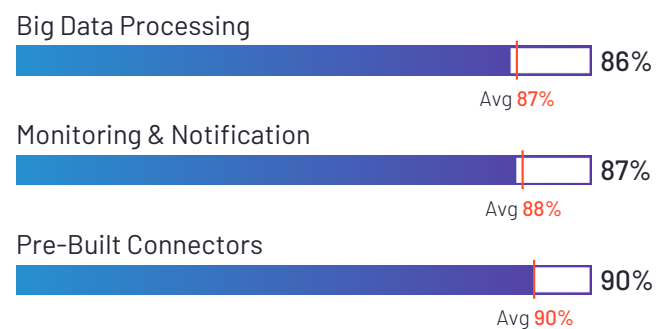
Top Industries Represented



Highest-Rated Features



Lowest-Rated Features



Ownership
Patchworks



HQ Location
United Kingdom



Year Founded
2014



Employees (Listed On LinkedIn)
75



Company Website
patchworks.co.uk



Superblocks

4.7 ★★★★★ (191)



Superblocks has been named a Leader based on receiving a high customer Satisfaction score and having a large Market Presence. 100% of users rated it 4 or 5 stars, 99% of users believe it is headed in the right direction, and users said they would be likely to recommend Superblocks at a rate of 95%. Superblocks is also in the Application Development Platforms, Drag and Drop App Builder, Low-Code Development Platforms, Robotic Process Automation (RPA), and AI App Builder categories.

Satisfaction Ratings

Quality of Support



Ease of Use



Meets Requirements



Ease of Admin




Ease of Doing Business With



Ease of Setup



Top Industries Represented



Ownership
Superblocks



HQ Location
New York, NY



Year Founded
2021



Employees (Listed On LinkedIn)
55



Company Website
superblocks.com

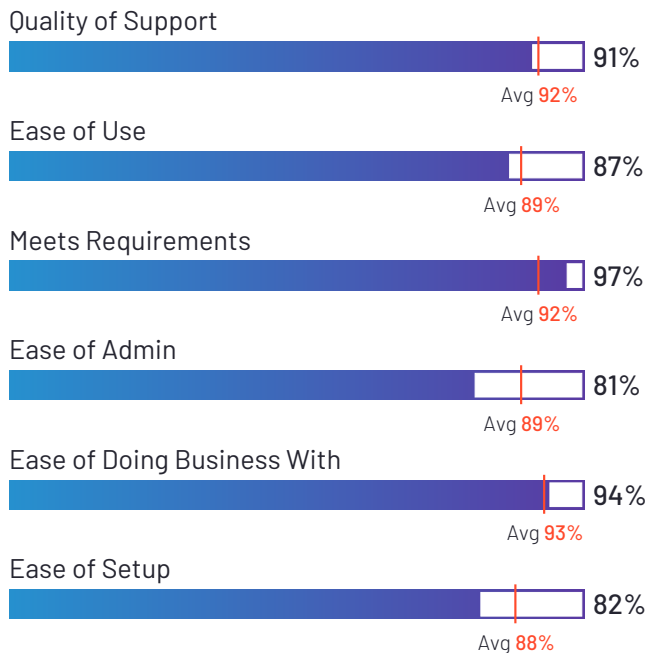
SEEBURGER

4.5 ★★★★★ (36)

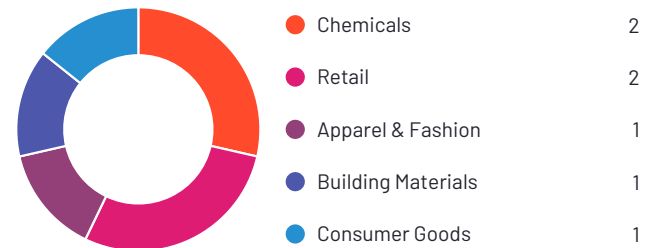


SEEBURGER Business Integration Suite has been named a Leader based on receiving a high customer Satisfaction score and having a large Market Presence. 100% of users rated it 4 or 5 stars, 100% of users believe it is headed in the right direction, and users said they would be likely to recommend Business Integration Suite at a rate of 92%. Business Integration Suite is also in the Managed File Transfer (MFT), API Management, On-Premise Data Integration, and Electronic Data Interchange (EDI) categories.


Satisfaction Ratings



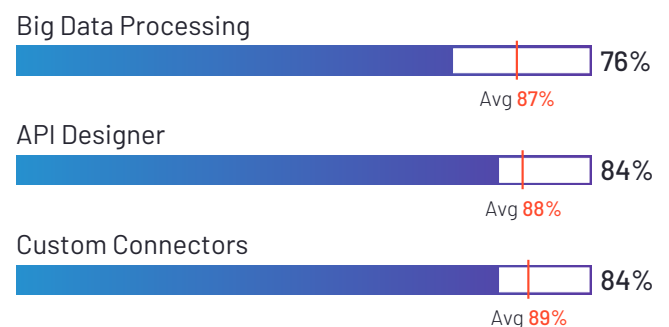
Top Industries Represented



Highest-Rated Features



Lowest-Rated Features



Ownership
SEEBURGER



HQ Location
Bretten,
Baden-Württemberg



Year Founded
1986



**Employees (Listed
On LinkedIn)**
736



Company Website
seeburger.com



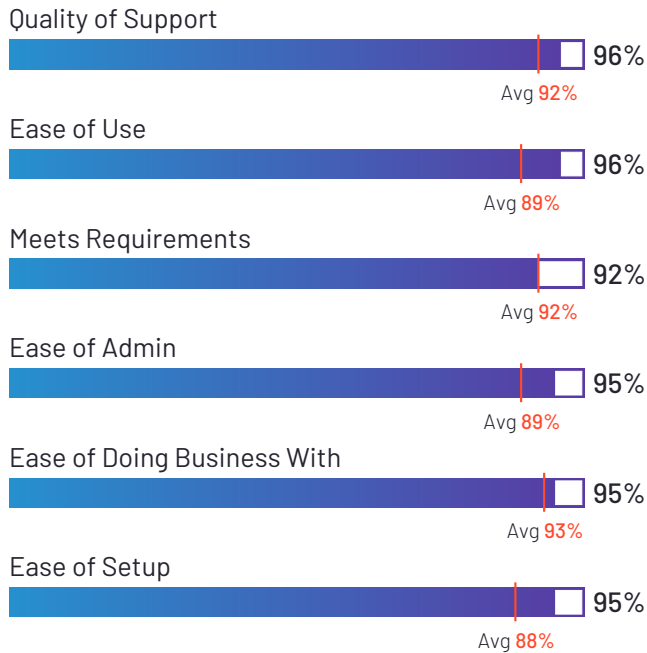
Appy Pie

4.7 ★★★★★ (1,387)

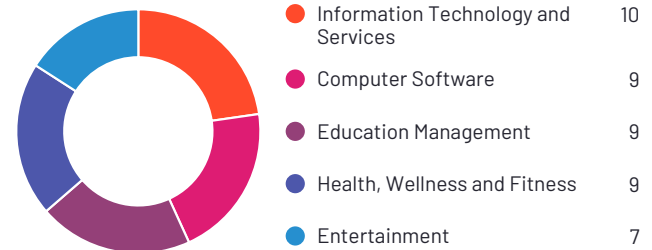


Appy Pie has been named a Leader based on receiving a high customer Satisfaction score and having a large Market Presence. 99% of users rated it 4 or 5 stars, 91% of users believe it is headed in the right direction, and users said they would be likely to recommend Appy Pie at a rate of 96%. Appy Pie is also in the Digital Customer Service Platforms, Low-Code Mobile App Builder, Chatbots, No-Code Development Platforms, Website Builder, Photo Editing, Drag and Drop App Builder, Live Chat, Help Desk, Customer Self-Service, and Mobile E-Commerce categories.

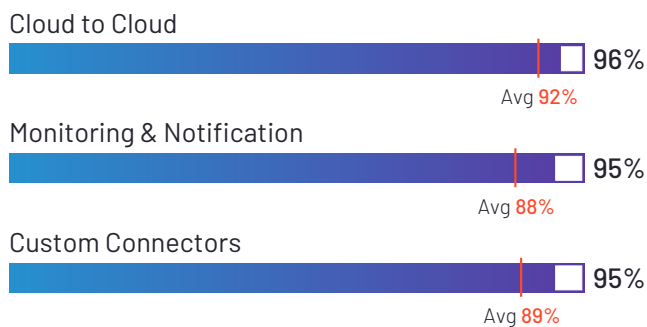
Satisfaction Ratings



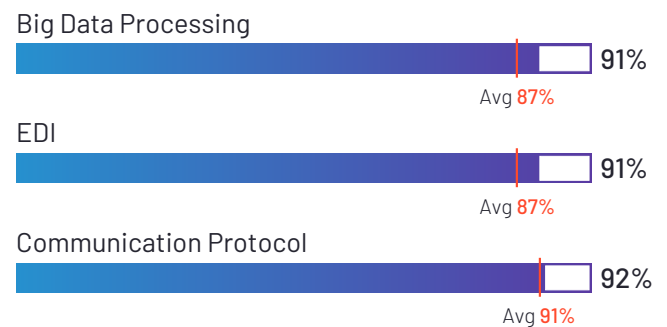
Top Industries Represented



Highest-Rated Features



Lowest-Rated Features



Ownership
Appy Pie LLP



HQ Location
Delhi



Year Founded
2015



Employees (Listed On LinkedIn)
225



Company Website
appypie.com

frends

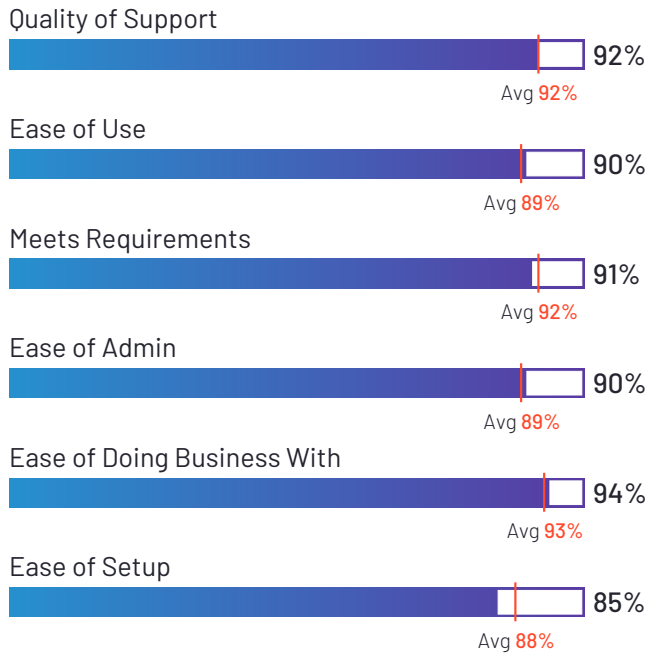
Frends

4.5 ★★★★★ (124)



Frends has been named a Leader based on receiving a high customer Satisfaction score and having a large Market Presence. 100% of users rated it 4 or 5 stars, 90% of users believe it is headed in the right direction, and users said they would be likely to recommend Frends at a rate of 91%. Frends is also in the Embedded Integration Platforms, API Development, ETL Tools, API Management, and Electronic Data Interchange (EDI) categories.

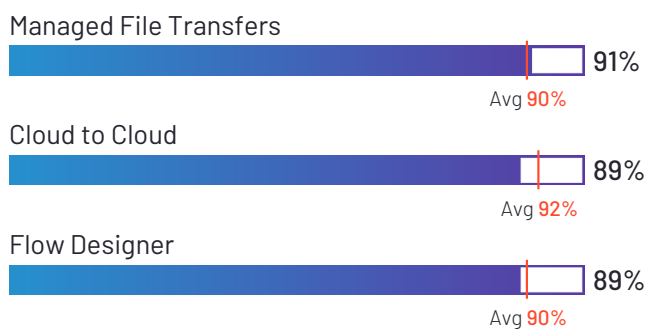
Satisfaction Ratings



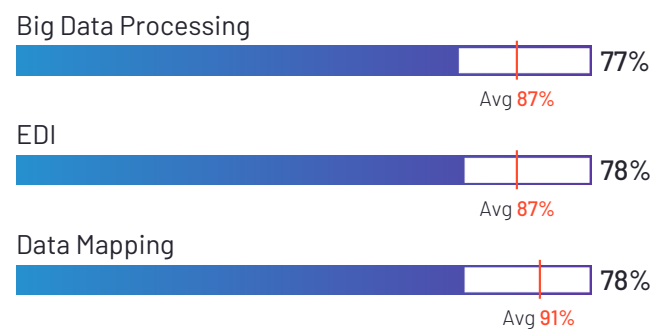
Top Industries Represented



Highest-Rated Features



Lowest-Rated Features



Ownership
FREND S



HQ Location
Espoo, Uusimaa,
Finland




Year Founded
1988



**Employees (Listed
On LinkedIn)**
227



Company Website
frends.com



IFTTT

4.5 ★★★★★ (114)



IFTTT has been named a Leader based on receiving a high customer Satisfaction score and having a large Market Presence. 97% of users rated it 4 or 5 stars, 85% of users believe it is headed in the right direction, and users said they would be likely to recommend IFTTT at a rate of 91%. IFTTT is also in the API Marketplace category.

Satisfaction Ratings

Quality of Support



Ease of Use



Meets Requirements



Ease of Admin



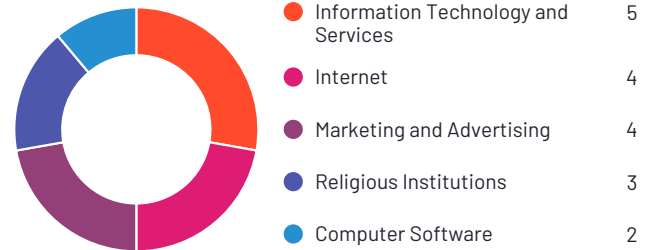
Ease of Doing Business With



Ease of Setup



Top Industries Represented



Ownership
IFTTT



HQ Location
San Francisco, CA



Year Founded
2010



Employees (Listed On LinkedIn)
45



Company Website
ifttt.com



Prismatic

4.8 ★★★★★ (213)



Prismatic has been named a Leader based on receiving a high customer Satisfaction score and having a large Market Presence. 100% of users rated it 4 or 5 stars, 98% of users believe it is headed in the right direction, and users said they would be likely to recommend Prismatic at a rate of 96%. Prismatic is also in the Embedded Integration Platforms category.

Satisfaction Ratings

Quality of Support



Ease of Use



Meets Requirements



Ease of Admin



Ease of Doing Business With



Ease of Setup



Top Industries Represented



Highest-Rated Features

Reusable connectors



Multi - tenant architecture



Custom Connectors



Lowest-Rated Features

Big Data Processing



EDI



Data Virtualization



Ownership
Prismatic



HQ Location
Sioux Falls, US



Year Founded
2019



Employees (Listed On LinkedIn)
72



Company Website
prismatic.io



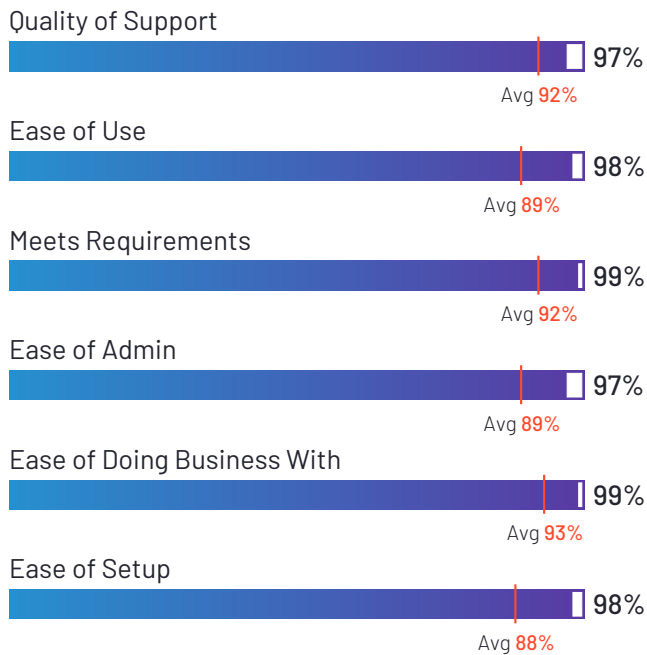
Files.com

4.6 ★★★★★ (254)



Files.com has been named a High Performer product based on having high customer Satisfaction scores and a low Market Presence compared to the rest of the category. 95% of users rated it 4 or 5 stars, 94% of users believe it is headed in the right direction, and users said they would be likely to recommend Files.com at a rate of 93%. Files.com is also in the File Transfer Protocol (FTP) and Managed File Transfer (MFT) categories.

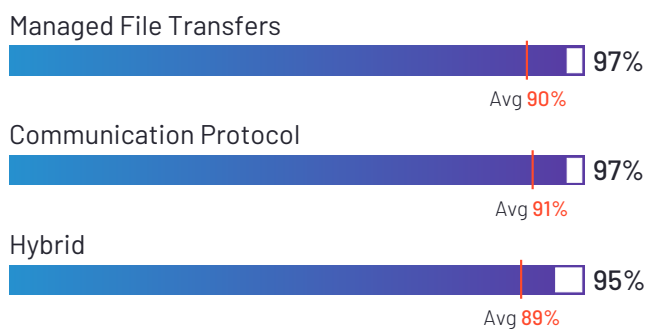
Satisfaction Ratings



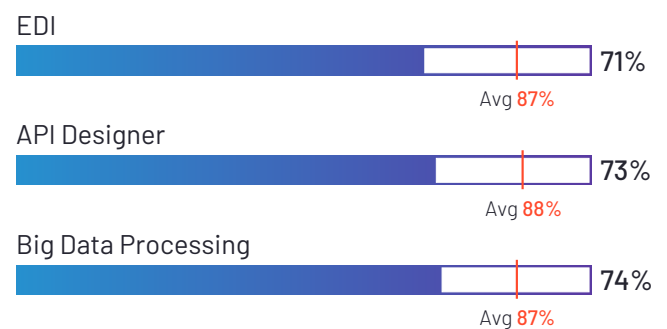
Top Industries Represented



Highest-Rated Features



Lowest-Rated Features



Ownership
Files.com



HQ Location
Scottsdale, Arizona



Year Founded
2008



Employees (Listed On LinkedIn)
76



Company Website
www.files.com



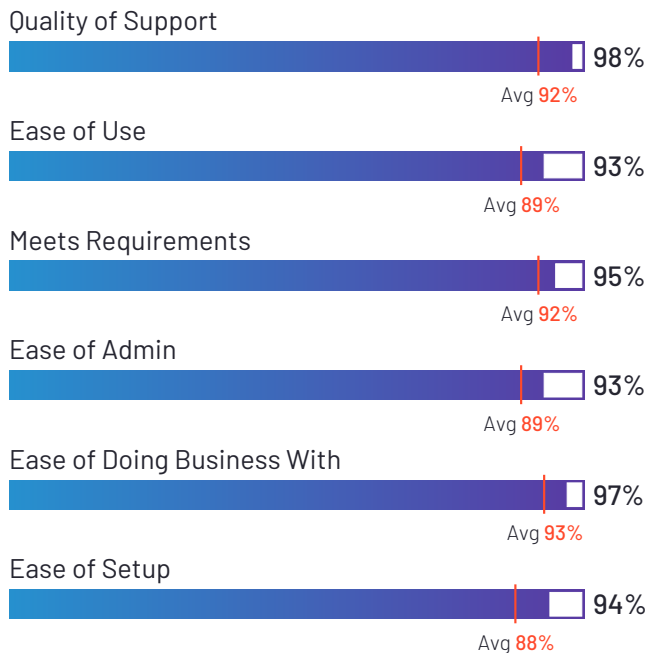
Tines

4.8 ★★★★★ (256)




Tines has been named a High Performer product based on having high customer Satisfaction scores and a low Market Presence compared to the rest of the category. 100% of users rated it 4 or 5 stars, 98% of users believe it is headed in the right direction, and users said they would be likely to recommend Tines at a rate of 97%. Tines is also in the Security Orchestration, Automation, and Response (SOAR), Workload Automation, Incident Response, Enterprise IT Management, and Other Process Automation categories.

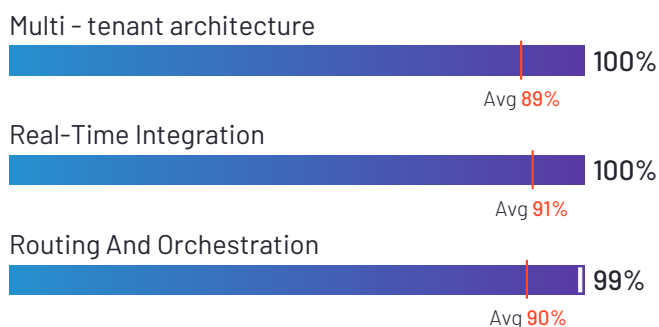
Satisfaction Ratings



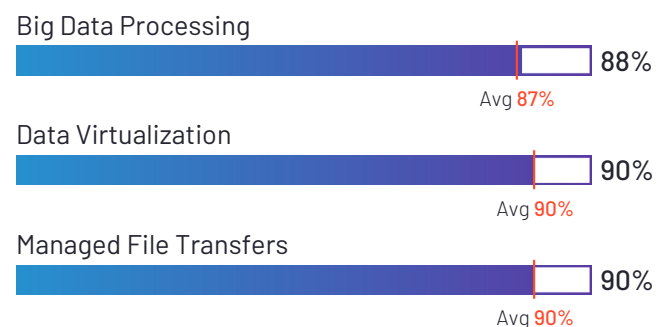
Top Industries Represented



Highest-Rated Features



Lowest-Rated Features



Ownership
Tines



HQ Location
Dublin, IE



Year Founded
2018



Employees (Listed On LinkedIn)
459



Company Website
www.tines.com



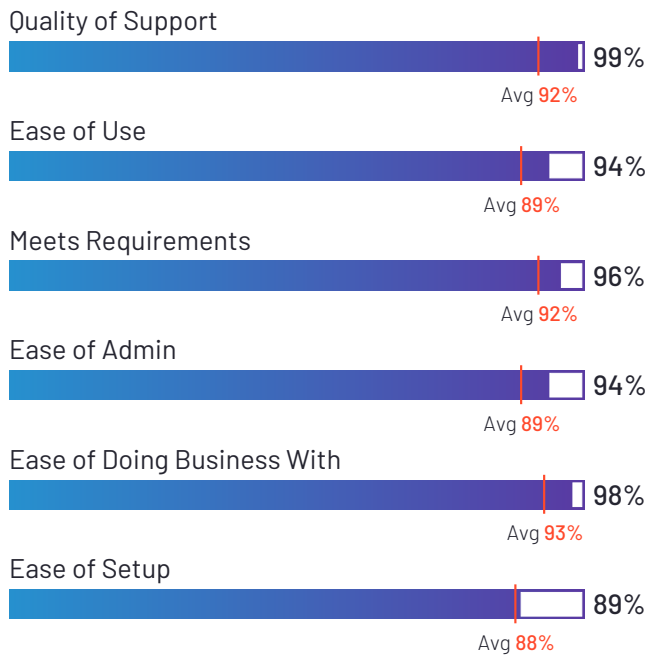
Zluri

4.6 ★★★★★ (176)

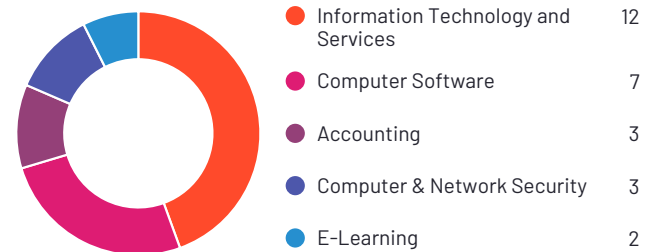


Zluri has been named a High Performer product based on having high customer Satisfaction scores and a low Market Presence compared to the rest of the category. 98% of users rated it 4 or 5 stars, 100% of users believe it is headed in the right direction, and users said they would be likely to recommend Zluri at a rate of 95%. Zluri is also in the SaaS Management Platforms (SMP), SaaS Spend Management, Software Asset Management Tools, Identity and Access Management (IAM), User Provisioning and Governance Tools, and Vendor Management categories.

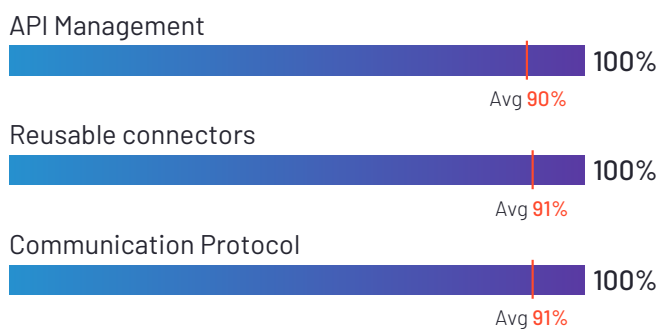
Satisfaction Ratings



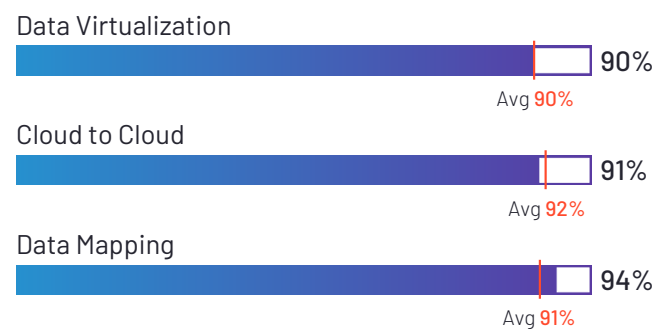
Top Industries Represented



Highest-Rated Features



Lowest-Rated Features



Ownership
Zluri



HQ Location
San Francisco,
California



Year Founded
2020



**Employees (Listed
On LinkedIn)**
271



Company Website
www.zluri.com



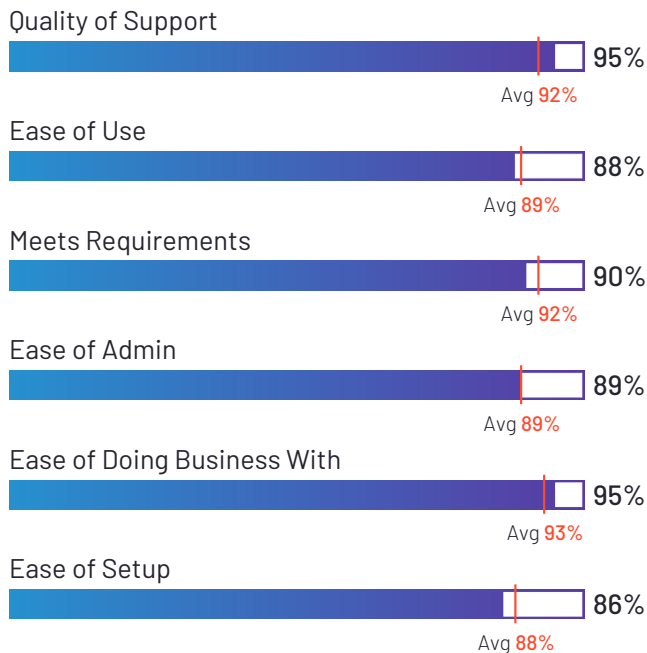
Flexspring

4.5 ★★★★★ (100)



Flexspring has been named a High Performer product based on having high customer Satisfaction scores and a low Market Presence compared to the rest of the category. 96% of users rated it 4 or 5 stars, 93% of users believe it is headed in the right direction, and users said they would be likely to recommend Flexspring at a rate of 91%.

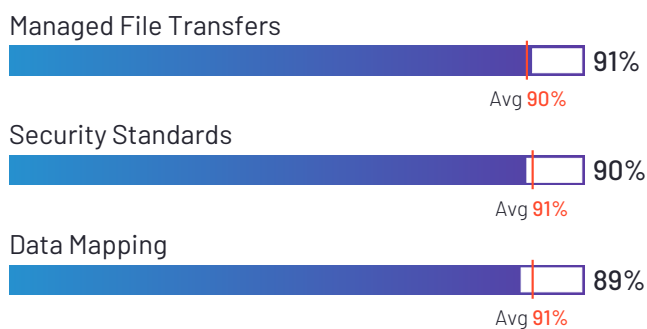
Satisfaction Ratings



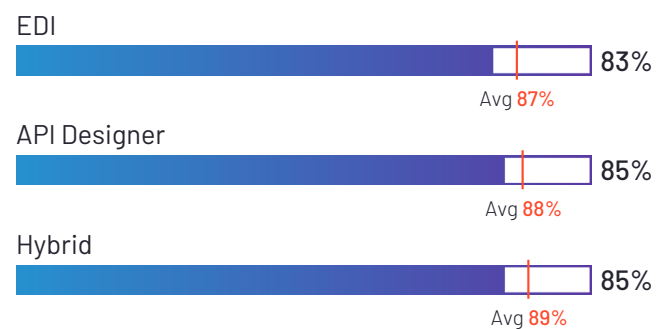
Top Industries Represented



Highest-Rated Features



Lowest-Rated Features



Ownership
Flexspring



HQ Location
Boston,
Massachusetts



Year Founded
2013



**Employees (Listed
On LinkedIn)**
103



Company Website
flexspring.com



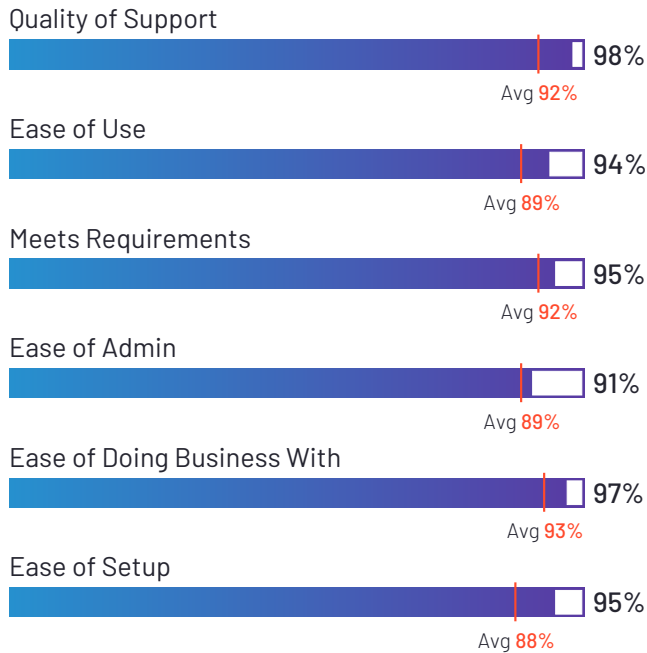
Whalesync

4.9 ★★★★★ (19)

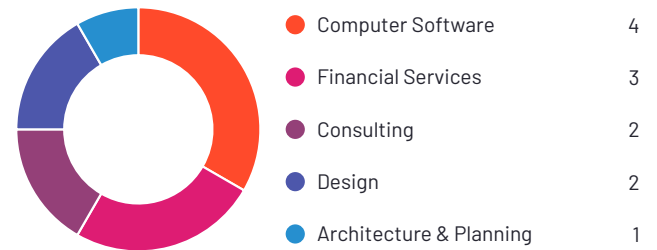


Whalesync has been named a High Performer product based on having high customer Satisfaction scores and a low Market Presence compared to the rest of the category. 100% of users rated it 4 or 5 stars, 100% of users believe it is headed in the right direction, and users said they would be likely to recommend Whalesync at a rate of 97%.

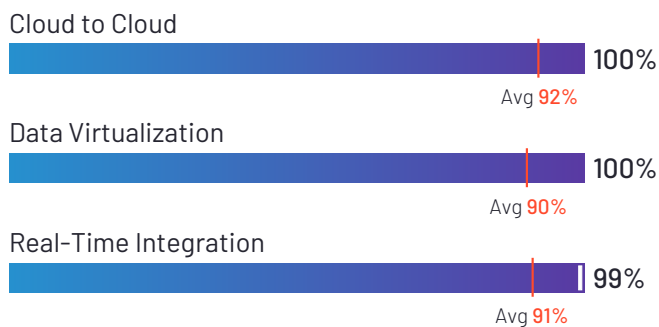
Satisfaction Ratings



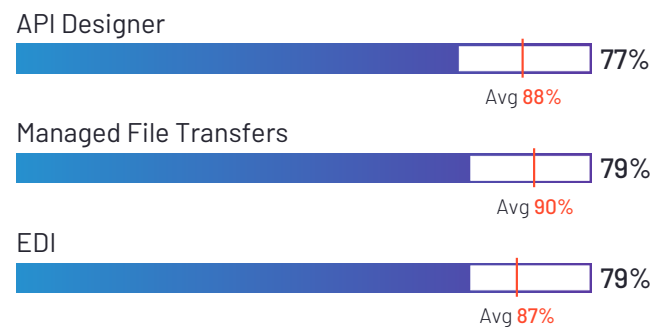
Top Industries Represented



Highest-Rated Features



Lowest-Rated Features



Ownership
Whalesync



HQ Location
Miami, US



Year Founded
2021



Employees (Listed On LinkedIn)
10



Company Website
whalesync.com



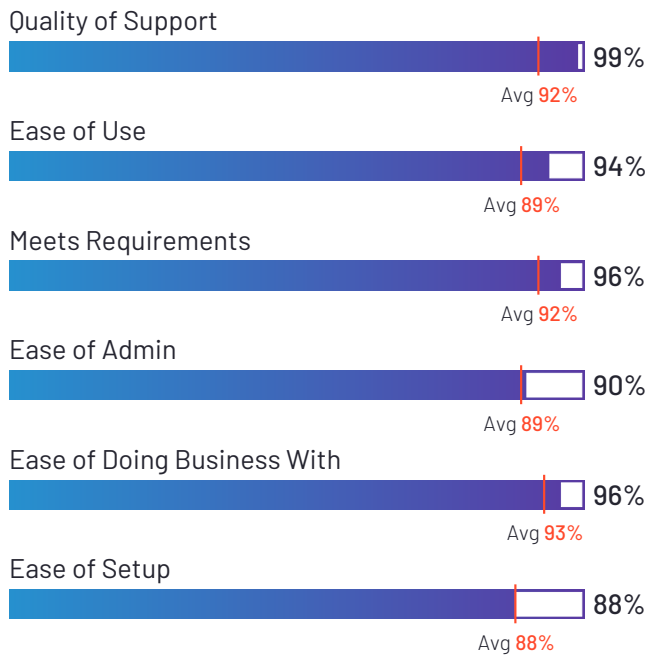
BURQ iPaaS

4.6 ★★★★★ (14)



BURQ iPaaS has been named a High Performer product based on having high customer Satisfaction scores and a low Market Presence compared to the rest of the category. 100% of users rated it 4 or 5 stars, 85% of users believe it is headed in the right direction, and users said they would be likely to recommend BURQ iPaaS at a rate of 93%.

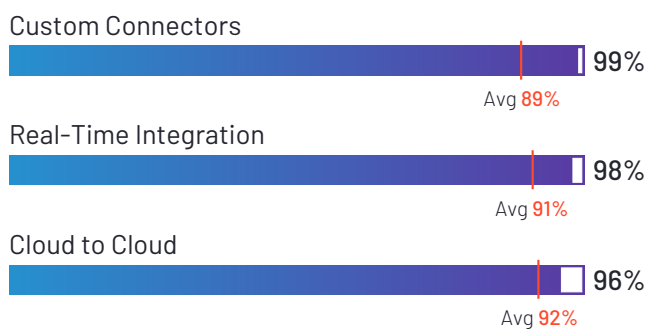
Satisfaction Ratings



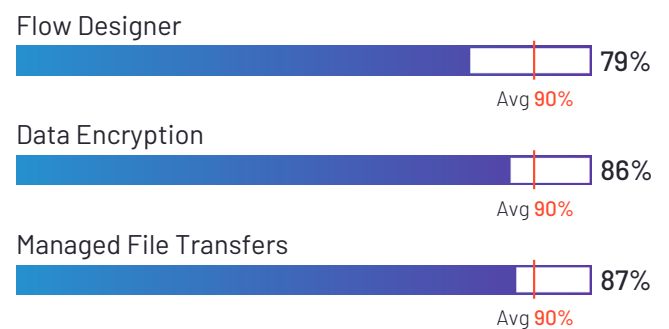
Top Industries Represented



Highest-Rated Features



Lowest-Rated Features



Ownership
Folio3 Software



HQ Location
San Mateo, US



Year Founded
2022



Employees (Listed On LinkedIn)
2



Company Website
burq.io



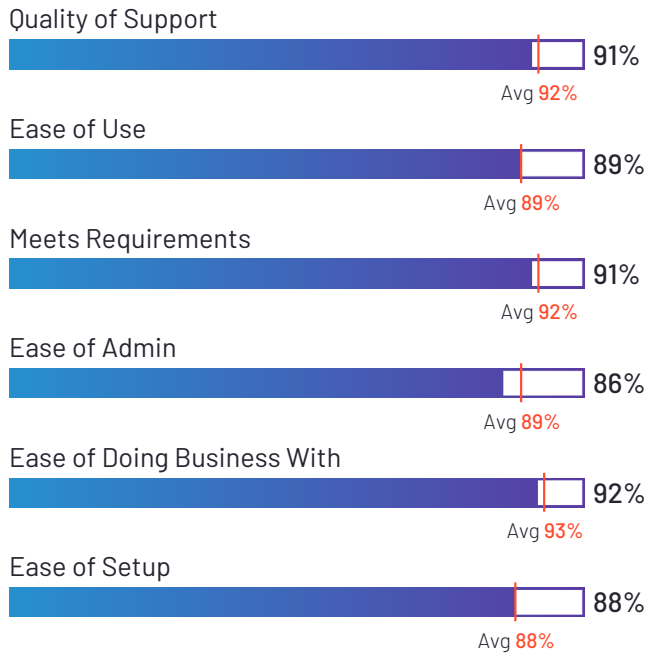
Flowgear

4.5 ★★★★★ (136)




Flowgear has been named a High Performer product based on having high customer Satisfaction scores and a low Market Presence compared to the rest of the category. 96% of users rated it 4 or 5 stars, 99% of users believe it is headed in the right direction, and users said they would be likely to recommend Flowgear at a rate of 91%. Flowgear is also in the ETL Tools and On-Premise Data Integration categories.

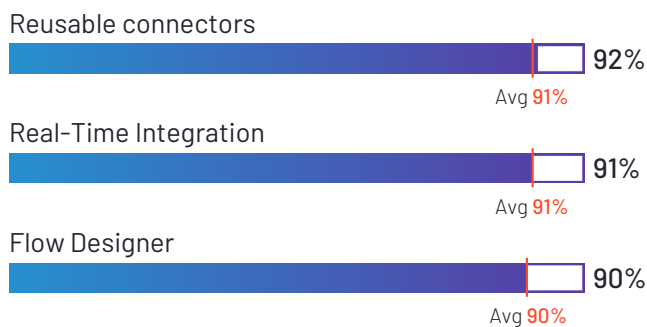
Satisfaction Ratings



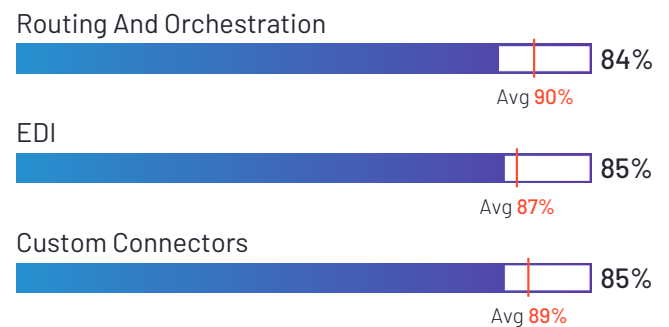
Top Industries Represented



Highest-Rated Features



Lowest-Rated Features



Ownership
Flowgear



HQ Location
Johannesburg,
Gauteng



Year Founded
2007



**Employees (Listed
On LinkedIn)**
33



Company Website
flowgear.net



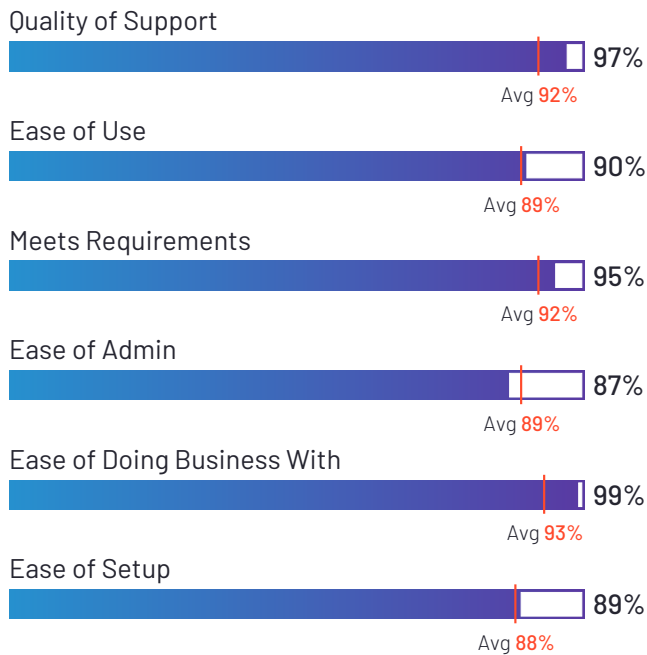
DataBlend

4.7 ★★★★★ (71)



DataBlend has been named a High Performer product based on having high customer Satisfaction scores and a low Market Presence compared to the rest of the category. 100% of users rated it 4 or 5 stars, 92% of users believe it is headed in the right direction, and users said they would be likely to recommend DataBlend at a rate of 95%. DataBlend is also in the ETL Tools category.

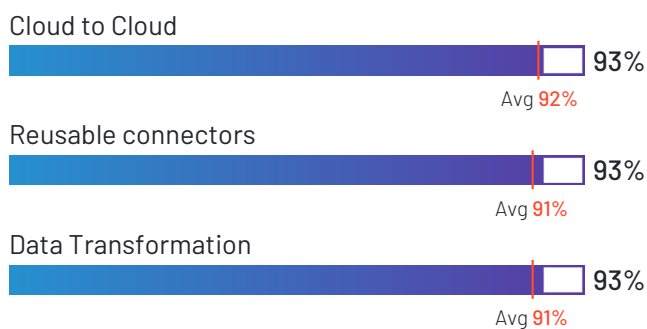
Satisfaction Ratings



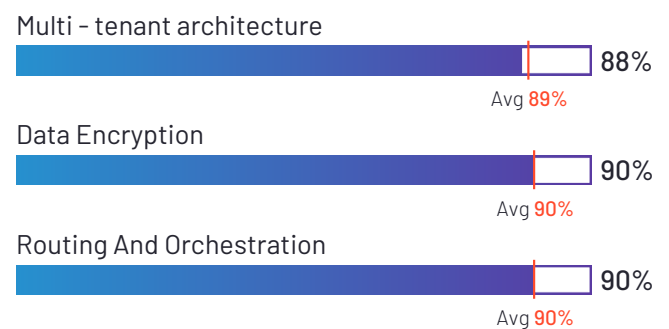
Top Industries Represented



Highest-Rated Features



Lowest-Rated Features



Ownership
DataBlend



HQ Location
Stowe, Vermont



Year Founded
2017



Employees (Listed On LinkedIn)
30



Company Website
datablend.com



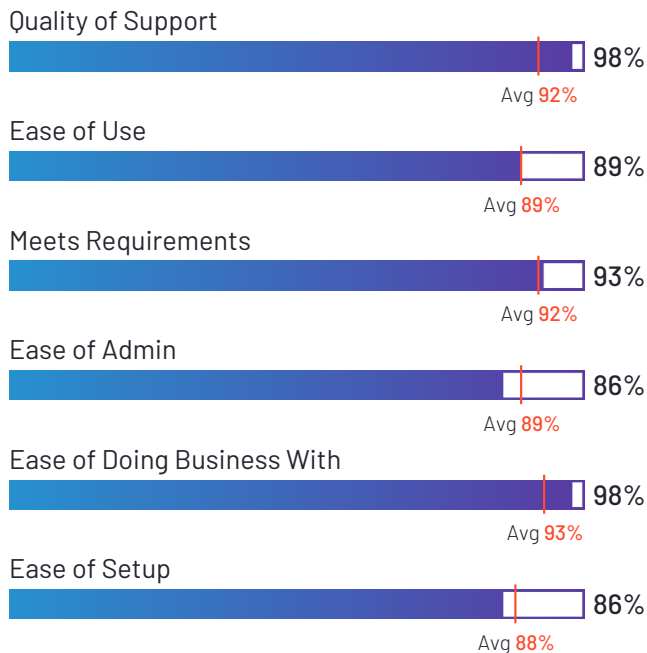
Pandium

4.8 ★★★★★ (24)



Pandium has been named a High Performer product based on having high customer Satisfaction scores and a low Market Presence compared to the rest of the category. 100% of users rated it 4 or 5 stars, 93% of users believe it is headed in the right direction, and users said they would be likely to recommend Pandium at a rate of 94%. Pandium is also in the Embedded Integration Platforms, ETL Tools, and API Marketplace categories.

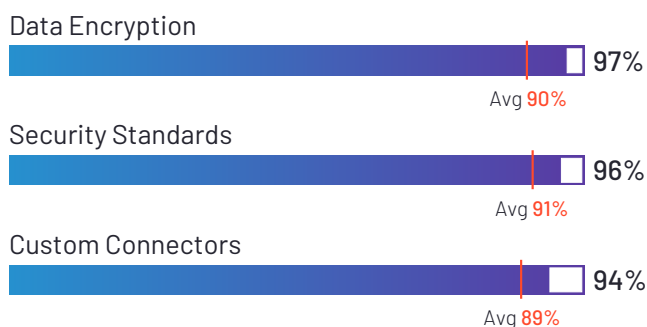
Satisfaction Ratings



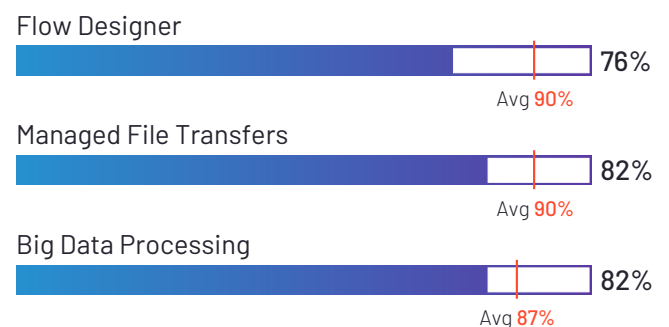
Top Industries Represented



Highest-Rated Features



Lowest-Rated Features



Ownership
Pandium



HQ Location
New York, NY



Year Founded
2018



Employees (Listed On LinkedIn)
16



Company Website
pandium.com



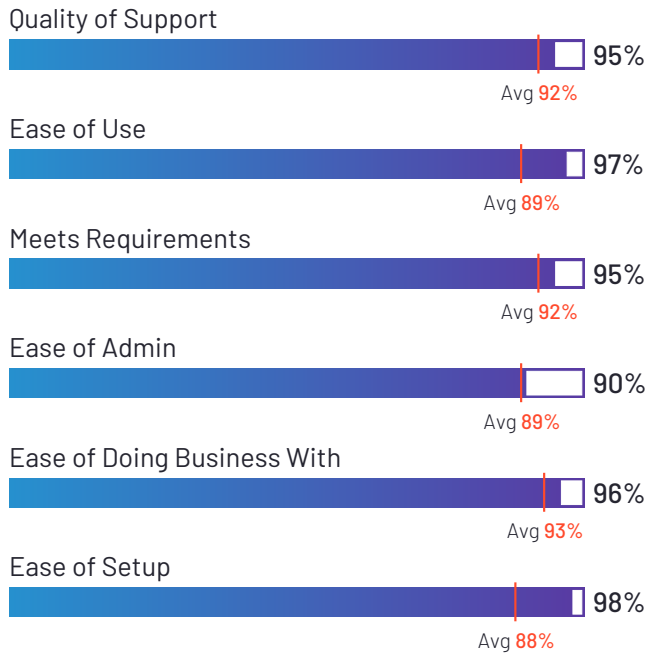
ElectroNeek: RPA and AI Platform

4.6 ★★★★★ (128)



ElectroNeek: RPA and AI Platform has been named a High Performer product based on having high customer Satisfaction scores and a low Market Presence compared to the rest of the category. 100% of users rated it 4 or 5 stars, 97% of users believe it is headed in the right direction, and users said they would be likely to recommend ElectroNeek: RPA and AI Platform at a rate of 96%. ElectroNeek: RPA and AI Platform is also in the Intelligent Document Processing (IDP), OCR, and Robotic Process Automation (RPA) categories.

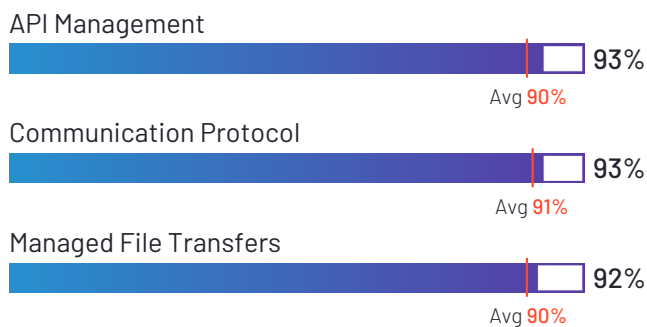
Satisfaction Ratings



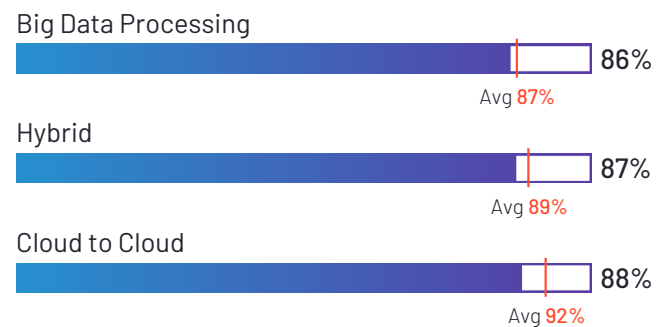
Top Industries Represented



Highest-Rated Features



Lowest-Rated Features



Ownership
ElectroNeek
Robotics



HQ Location
Austin, TX



Year Founded
2019



**Employees (Listed
On LinkedIn)**
59



Company Website
electroneek.com



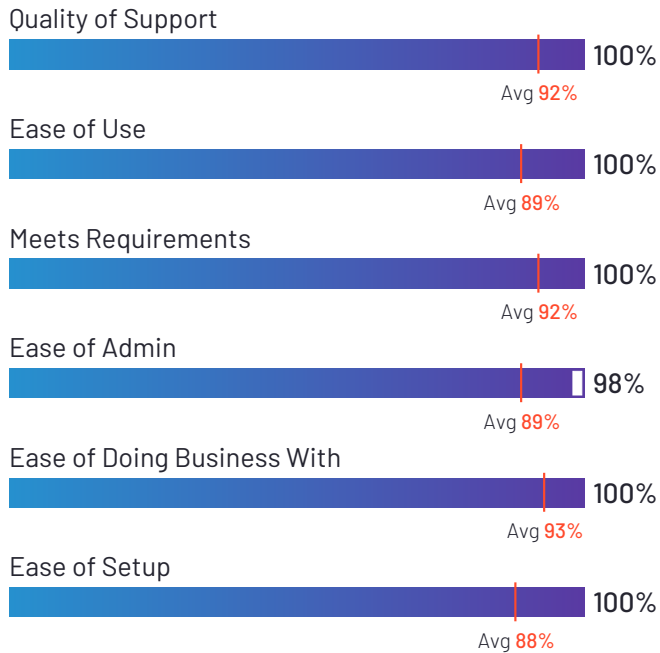
klamp

5.0 ★★★★★ (25)



klamp has been named a High Performer product based on having high customer Satisfaction scores and a low Market Presence compared to the rest of the category. 100% of users rated it 4 or 5 stars, 100% of users believe it is headed in the right direction, and users said they would be likely to recommend klamp at a rate of 99%. klamp is also in the Embedded Integration Platforms, E-Commerce Data Integration, and Other Cloud Integration categories.

Satisfaction Ratings



Top Industries Represented



Ownership
Klamp Inc



HQ Location
Wellmington,
Delaware



Year Founded
2022



**Employees (Listed
On LinkedIn)**
20



Company Website
www.klamp.io



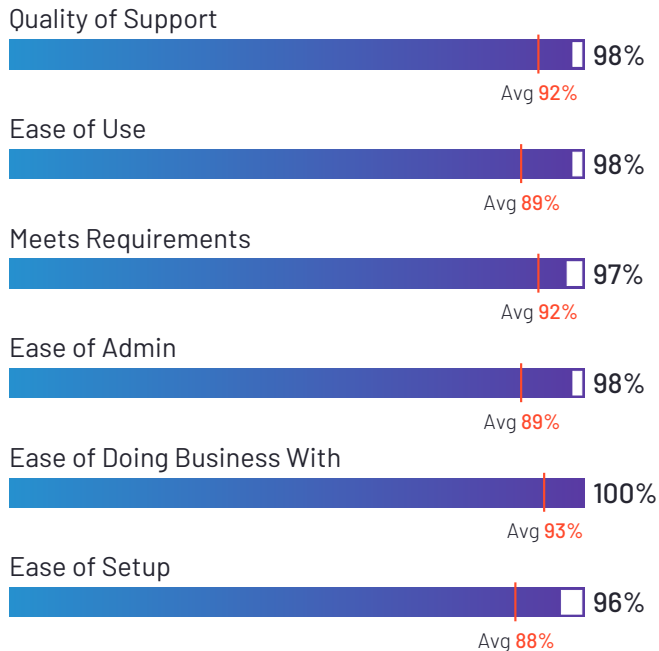
Konnectify

4.9 ★★★★★ (23)



Konnectify has been named a High Performer product based on having high customer Satisfaction scores and a low Market Presence compared to the rest of the category. 100% of users rated it 4 or 5 stars, 100% of users believe it is headed in the right direction, and users said they would be likely to recommend Konnectify at a rate of 98%. Konnectify is also in the Embedded Integration Platforms category.

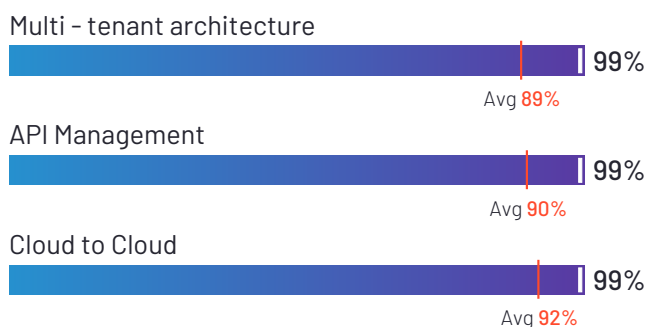
Satisfaction Ratings



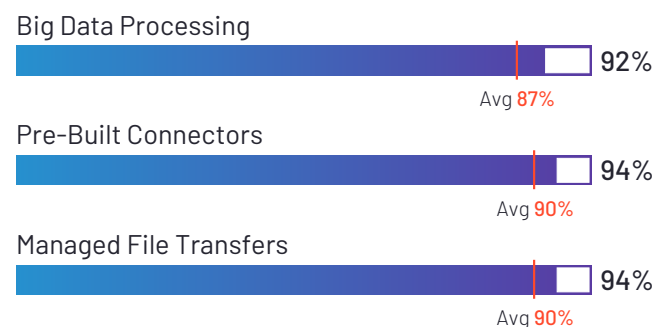
Top Industries Represented



Highest-Rated Features



Lowest-Rated Features



Ownership
Konnectify



HQ Location
San Mateo,
California, US



Year Founded
2021



**Employees (Listed
On LinkedIn)**
32



Company Website
konnectify.co



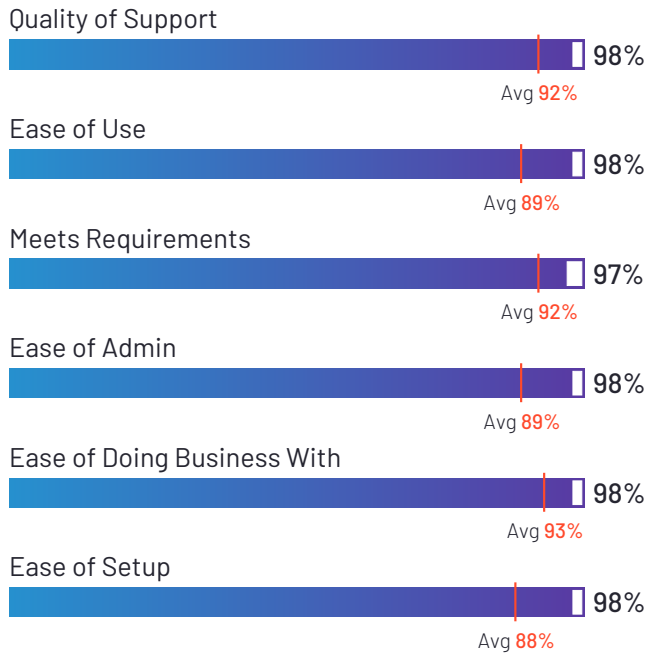
Venn Technology

4.9 ★★★★★ (21)

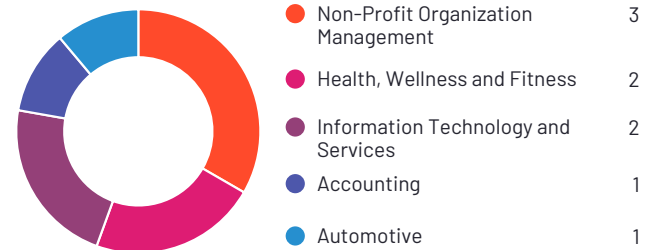


Venn Technology has been named a High Performer product based on having high customer Satisfaction scores and a low Market Presence compared to the rest of the category. 100% of users rated it 4 or 5 stars, 100% of users believe it is headed in the right direction, and users said they would be likely to recommend Venn Technology at a rate of 97%. Venn Technology is also in the ETL Tools category.

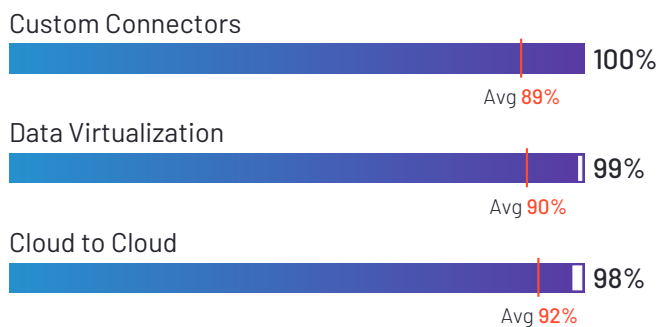
Satisfaction Ratings



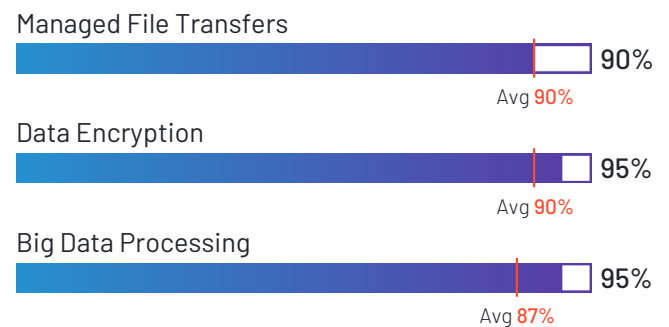
Top Industries Represented



Highest-Rated Features



Lowest-Rated Features



Ownership
Venn Technology



HQ Location
Grapevine, US




Year Founded
2015



Employees (Listed On LinkedIn)
25



Company Website
venntechnology.com



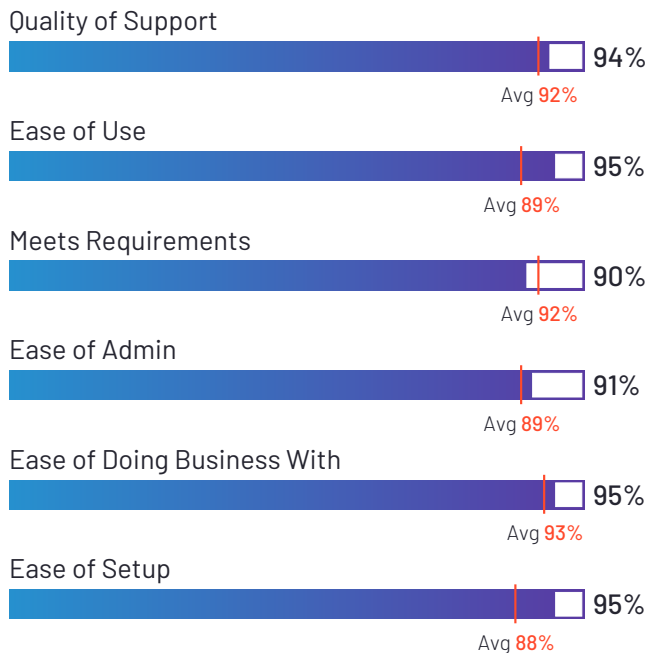
Hightouch

4.6 ★★★★★ (379)

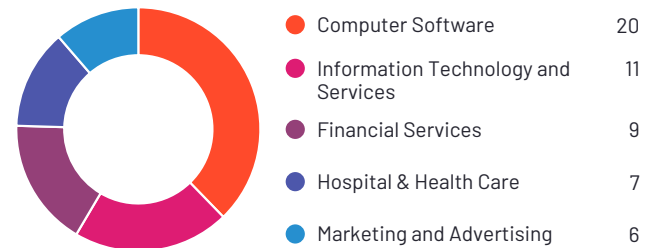


Hightouch has been named a High Performer product based on having high customer Satisfaction scores and a low Market Presence compared to the rest of the category. 98% of users rated it 4 or 5 stars, 96% of users believe it is headed in the right direction, and users said they would be likely to recommend Hightouch at a rate of 92%. Hightouch is also in the DataOps Platforms, Customer Data Platform (CDP), E-Commerce Data Integration, Identity Resolution, and Reverse ETL categories.


Satisfaction Ratings



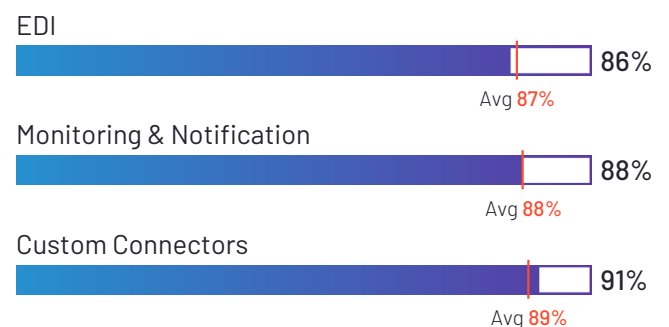
Top Industries Represented



Highest-Rated Features



Lowest-Rated Features



Ownership
Hightouch



HQ Location
San Francisco, US



Year Founded
2021



Employees (Listed On LinkedIn)
417



Company Website
hightouch.com



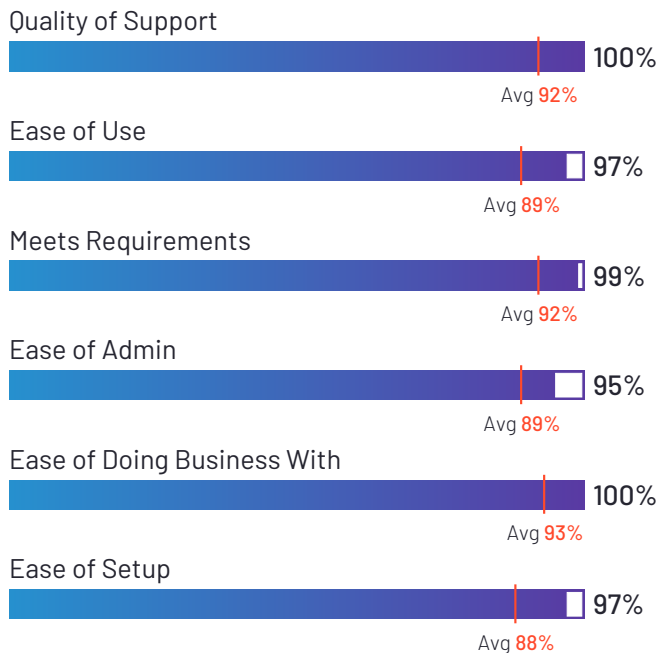
Recursyv

4.9 ★★★★★ (38)




Recursyv has been named a High Performer product based on having high customer Satisfaction scores and a low Market Presence compared to the rest of the category. 100% of users rated it 4 or 5 stars, 96% of users believe it is headed in the right direction, and users said they would be likely to recommend Recursyv at a rate of 99%.

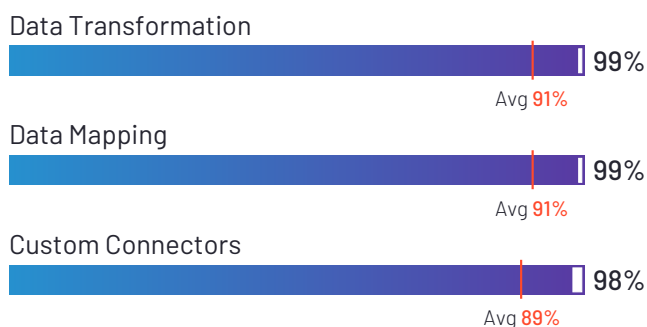
Satisfaction Ratings



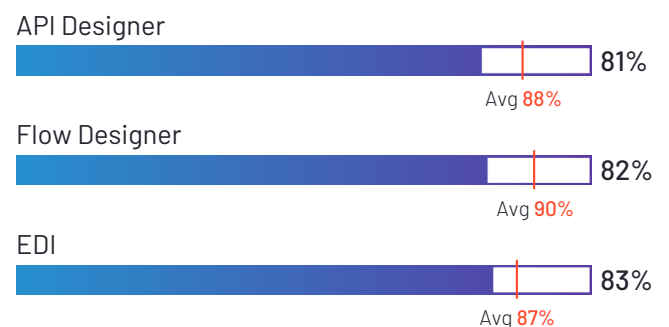
Top Industries Represented



Highest-Rated Features



Lowest-Rated Features



Ownership
Recursyv



HQ Location
Addlestone, Surrey



Year Founded
2016



Employees (Listed On LinkedIn)
5



Company Website
recursyv.com



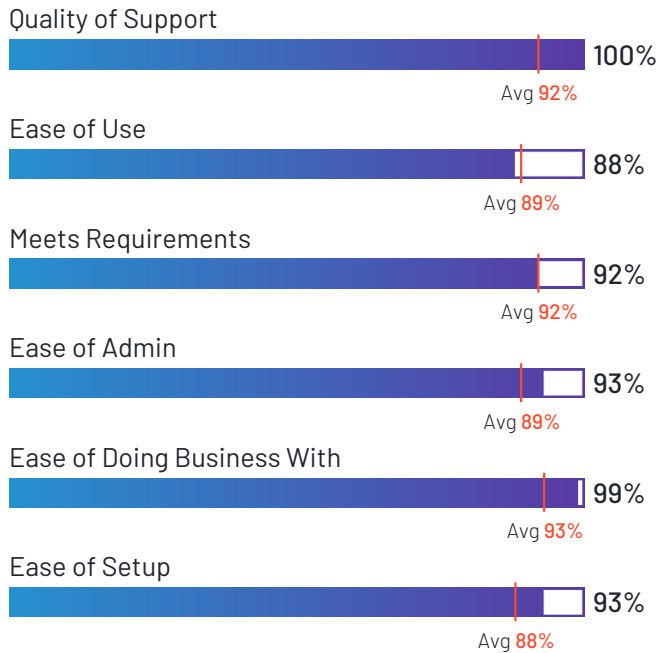
hotglue

4.9 ★★★★★ (34)



hotglue has been named a High Performer product based on having high customer Satisfaction scores and a low Market Presence compared to the rest of the category. 100% of users rated it 4 or 5 stars, 100% of users believe it is headed in the right direction, and users said they would be likely to recommend hotglue at a rate of 98%. hotglue is also in the Unified APIs, Embedded Integration Platforms, ETL Tools, and API Management categories.

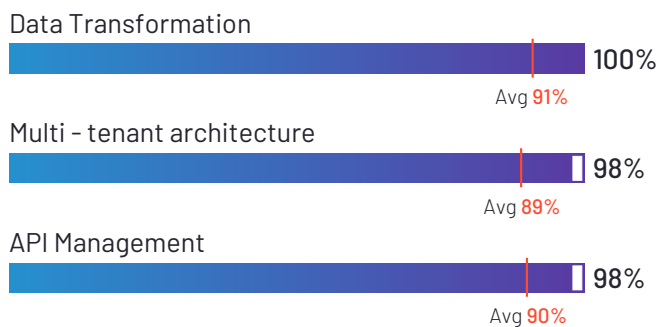
Satisfaction Ratings



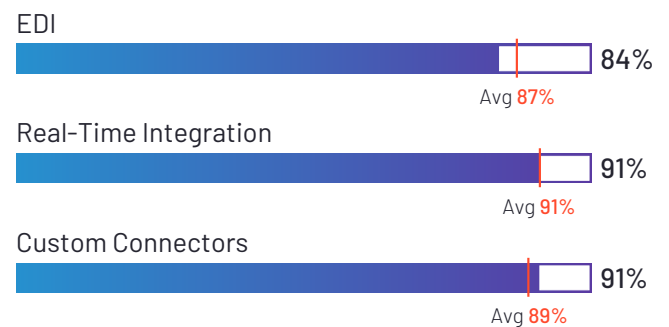
Top Industries Represented



Highest-Rated Features



Lowest-Rated Features



Ownership
hotglue



HQ Location
Washington , US



Year Founded
2019



Employees (Listed
On LinkedIn)
21



Company Website
hotglue.com



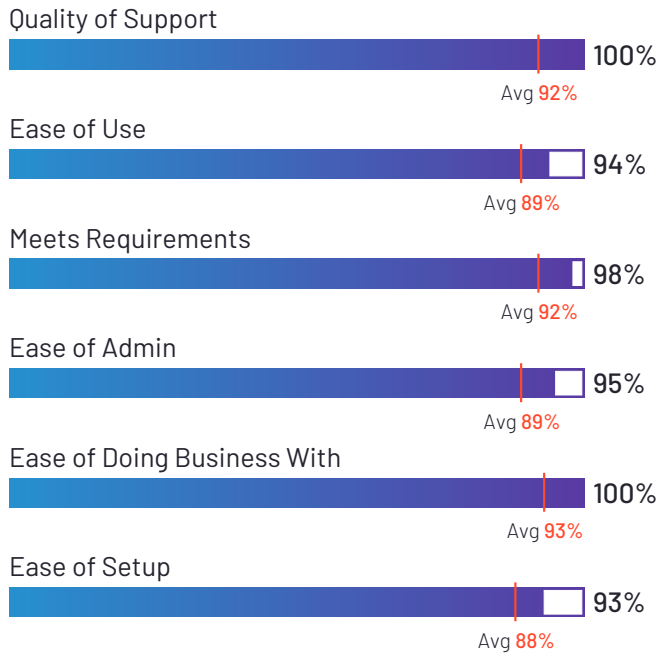
Quickwork

4.9 ★★★★★ (16)

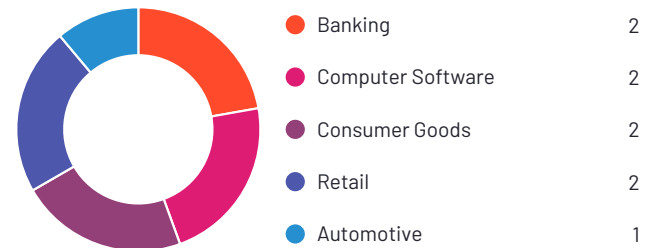


Quickwork has been named a High Performer product based on having high customer Satisfaction scores and a low Market Presence compared to the rest of the category. 100% of users rated it 4 or 5 stars, 100% of users believe it is headed in the right direction, and users said they would be likely to recommend Quickwork at a rate of 97%.

Satisfaction Ratings



Top Industries Represented



Ownership
Quickwork



HQ Location
Mumbai,
Maharashtra



Year Founded
2015



**Employees (Listed
On LinkedIn)**
47



Company Website
quickwork.co

APIXDrive

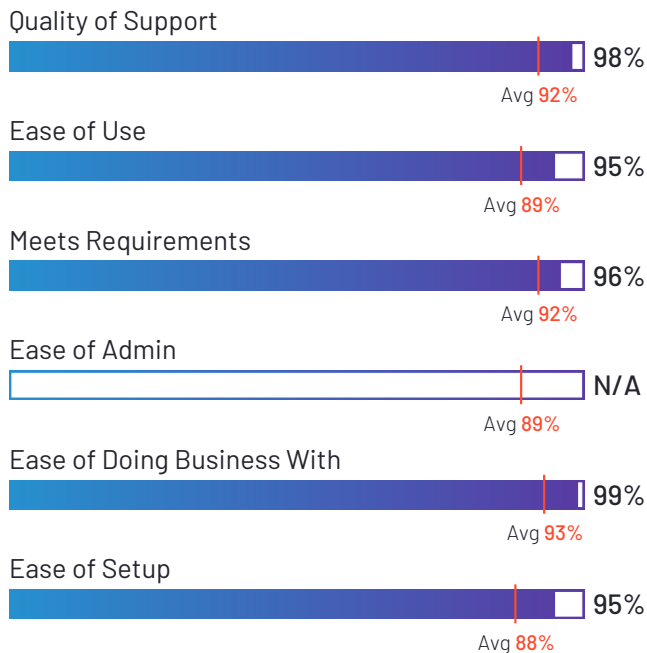
ApiX-Drive

4.9 ★★★★★ (43)



ApiX-Drive has been named a High Performer product based on having high customer Satisfaction scores and a low Market Presence compared to the rest of the category. 100% of users rated it 4 or 5 stars, 100% of users believe it is headed in the right direction, and users said they would be likely to recommend ApiX-Drive at a rate of 98%.

Satisfaction Ratings




*N/A is displayed when fewer than five responses were received for the question.

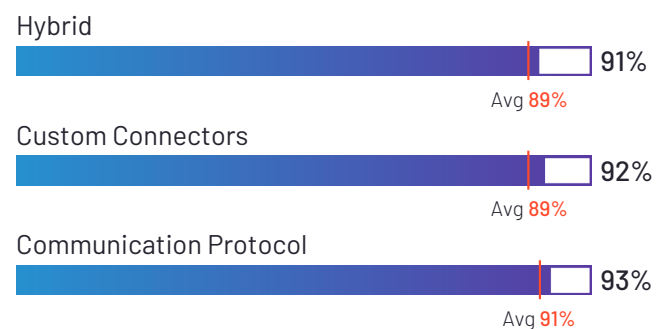
Top Industries Represented



Highest-Rated Features



Lowest-Rated Features



Ownership
ApiX-Drive



HQ Location
San Francisco, CA,
US



Year Founded
2019



Employees (Listed
On LinkedIn)
13



Company Website
apix-drive.com



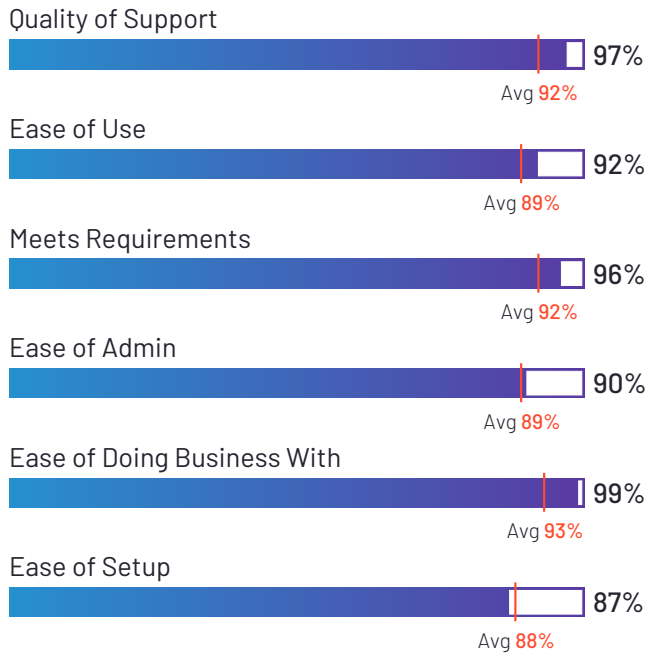
Tavio

4.8 ★★★★★ (43)



Tavio has been named a High Performer product based on having high customer Satisfaction scores and a low Market Presence compared to the rest of the category. 100% of users rated it 4 or 5 stars, 97% of users believe it is headed in the right direction, and users said they would be likely to recommend Tavio at a rate of 96%.

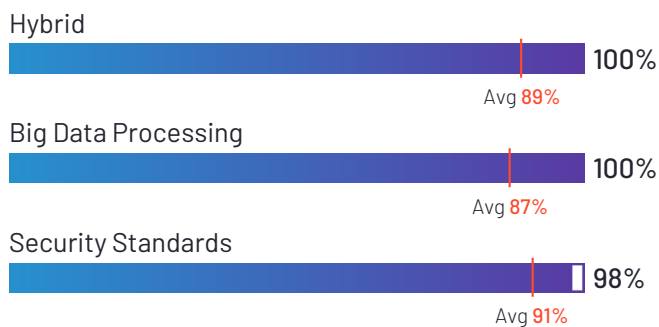
Satisfaction Ratings



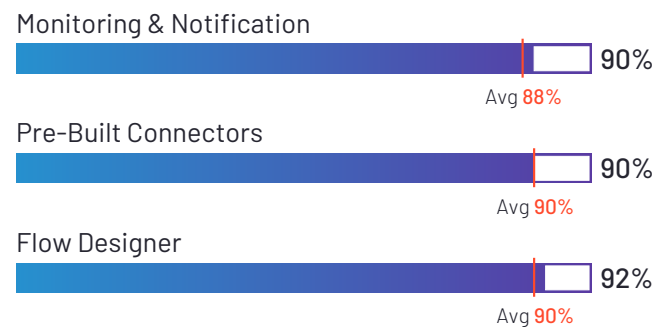
Top Industries Represented



Highest-Rated Features



Lowest-Rated Features



Ownership
Tavio



HQ Location
Quebec



Year Founded
2015



Employees (Listed On LinkedIn)
2



Company Website
thecloudconnectors.com



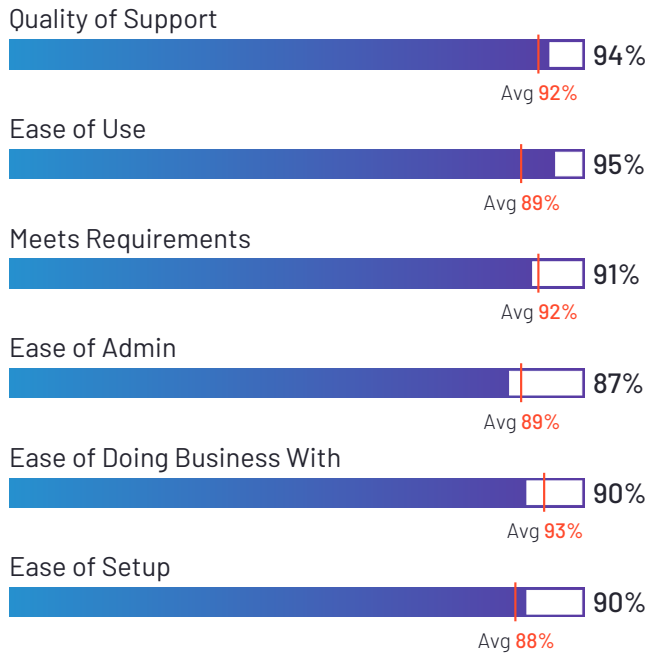
Census

4.5 ★★★★★ (339)



Census has been named a High Performer product based on having high customer Satisfaction scores and a low Market Presence compared to the rest of the category. 100% of users rated it 4 or 5 stars, 100% of users believe it is headed in the right direction, and users said they would be likely to recommend Census at a rate of 93%. Census is also in the Reverse ETL, DataOps Platforms, Customer Data Platform (CDP), Big Data Integration Platforms, and ETL Tools categories.

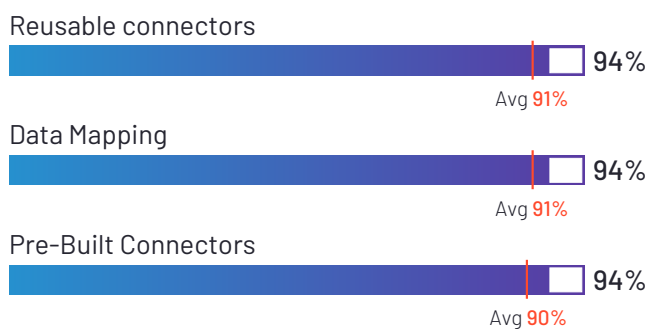
Satisfaction Ratings



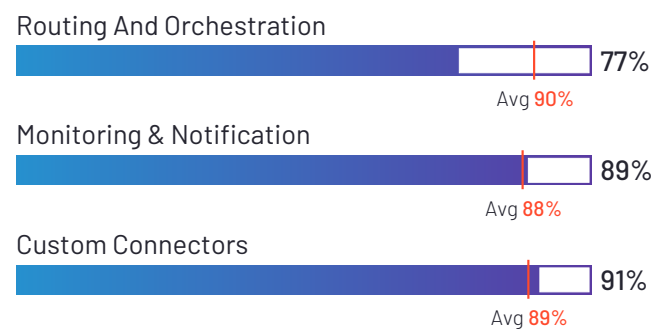
Top Industries Represented



Highest-Rated Features



Lowest-Rated Features



Ownership
Fivetran



HQ Location
Oakland, CA



Year Founded
2012



Employees (Listed On LinkedIn)
1,682



Company Website
fivetran.com



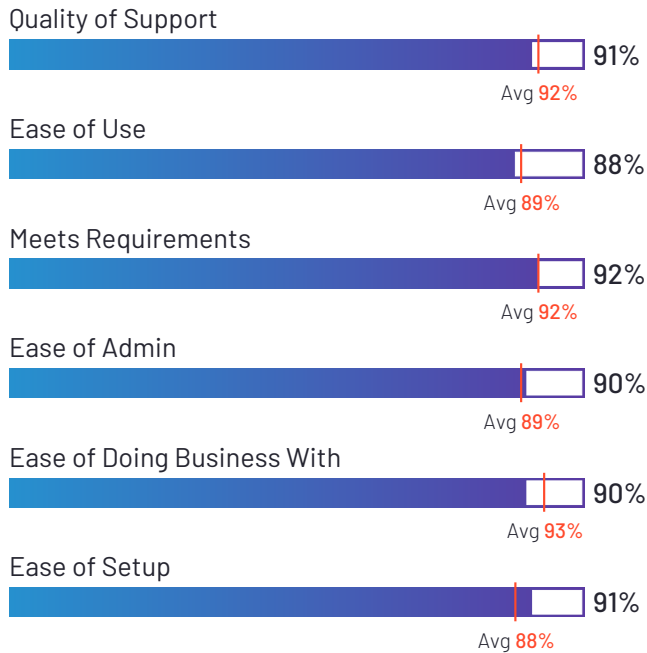
Robocorp

4.6 ★★★★★ (195)



Robocorp has been named a High Performer product based on having high customer Satisfaction scores and a low Market Presence compared to the rest of the category. 100% of users rated it 4 or 5 stars, 97% of users believe it is headed in the right direction, and users said they would be likely to recommend Robocorp at a rate of 93%. Robocorp is also in the Robotic Process Automation (RPA) category.

Satisfaction Ratings



Top Industries Represented



Ownership
Robocorp



HQ Location
San Francisco, US



Year Founded
2019



Employees (Listed On LinkedIn)
12



Company Website
robocorp.com



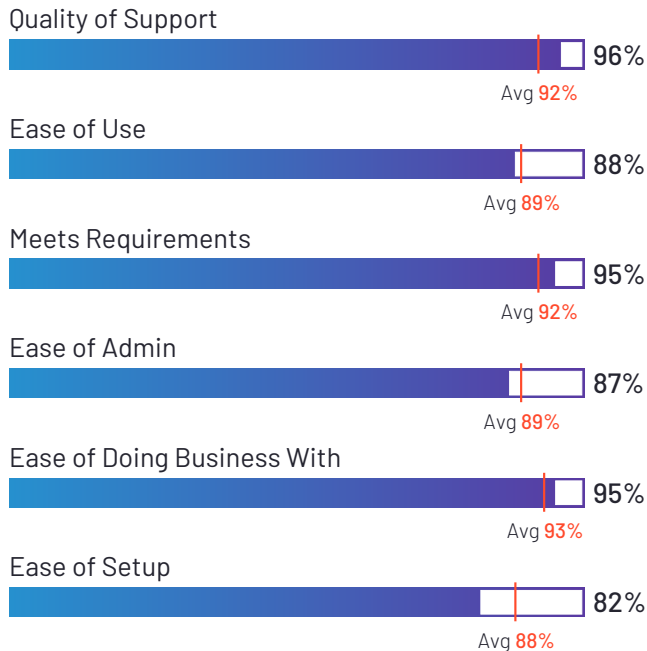
Exalate

4.6 ★★★★★ (66)



Exalate has been named a High Performer product based on having high customer Satisfaction scores and a low Market Presence compared to the rest of the category. 100% of users rated it 4 or 5 stars, 95% of users believe it is headed in the right direction, and users said they would be likely to recommend Exalate at a rate of 94%. Exalate is also in the On-Premise Data Integration and Workflow Management categories.

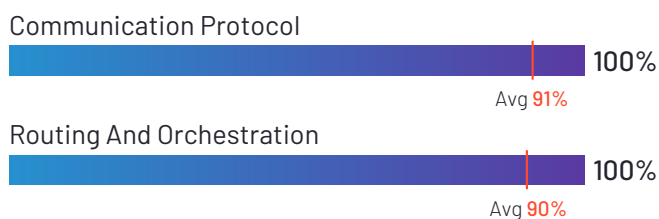
Satisfaction Ratings



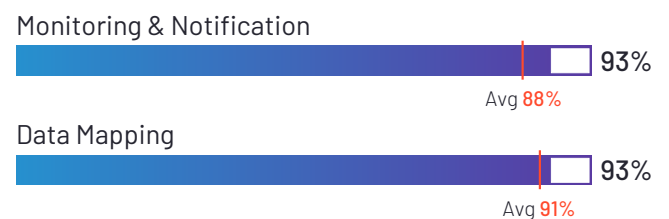
Top Industries Represented



Highest-Rated Features



Lowest-Rated Features



Ownership
Exalate



HQ Location
Antwerpen,
Vlaanderen



Year Founded
2011



**Employees (Listed
On LinkedIn)**
58



Company Website
exalate.com



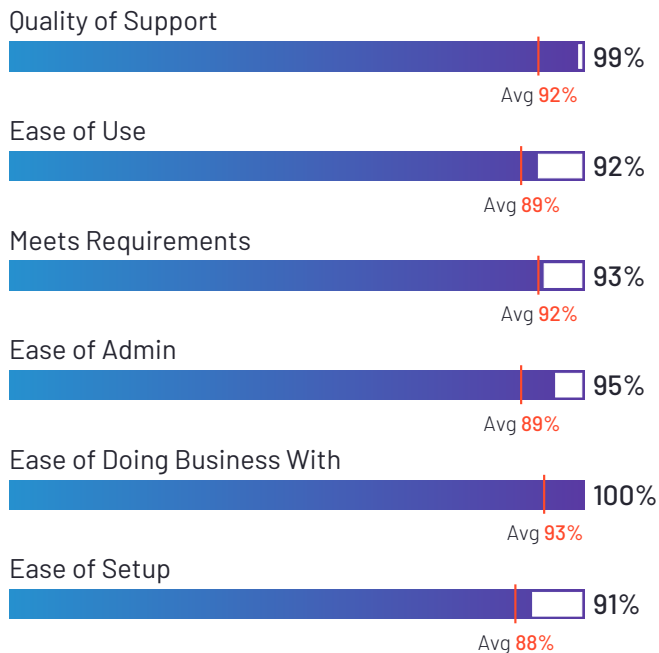
Alloy Automation

4.7 ★★★★★ (49)

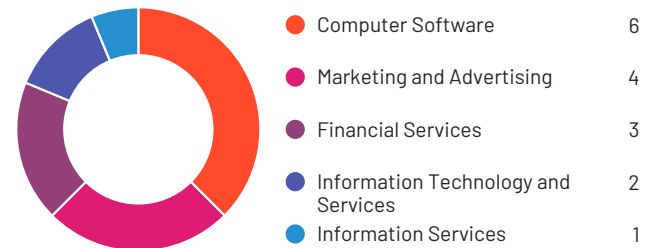


Alloy Automation has been named a High Performer product based on having high customer Satisfaction scores and a low Market Presence compared to the rest of the category. 94% of users rated it 4 or 5 stars, 100% of users believe it is headed in the right direction, and users said they would be likely to recommend Alloy Automation at a rate of 92%. Alloy Automation is also in the Unified APIs, Embedded Integration Platforms, Financial Data APIs, ETL Tools, and Embedded Payments categories.


Satisfaction Ratings



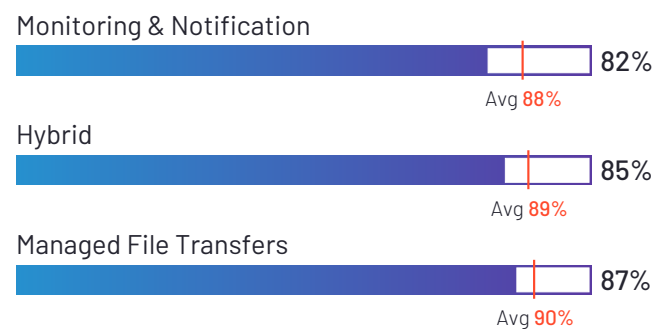
Top Industries Represented



Highest-Rated Features



Lowest-Rated Features



Ownership
Alloy



HQ Location
New York, NY



Year Founded
2019



Employees (Listed On LinkedIn)
37



Company Website
runalloy.com



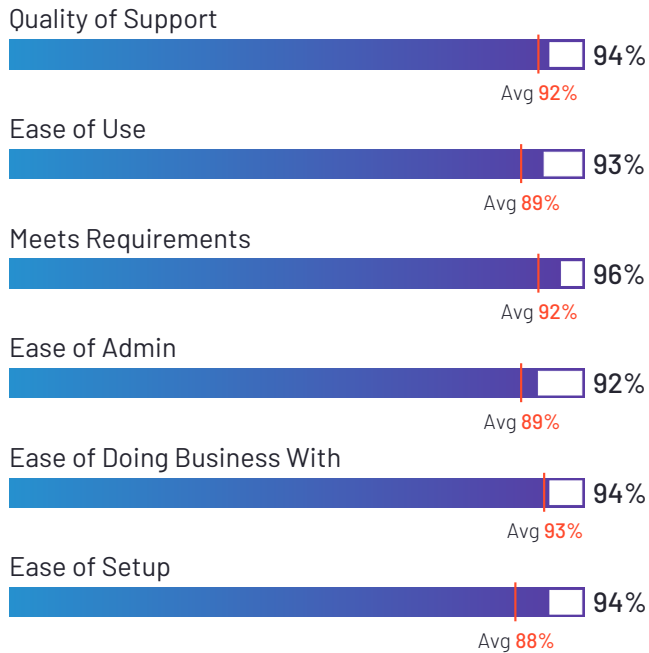
Skyvia

4.8 ★★★★★ (270)

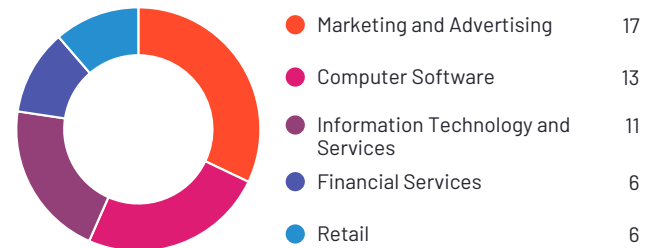


Skyvia has been named a High Performer product based on having high customer Satisfaction scores and a low Market Presence compared to the rest of the category. 99% of users rated it 4 or 5 stars, 98% of users believe it is headed in the right direction, and users said they would be likely to recommend Skyvia at a rate of 98%. Skyvia is also in the ETL Tools, On-Premise Data Integration, Data Replication, Reverse ETL, Data Extraction, Big Data Integration Platforms, Data Mapping, and Cloud Migration categories.

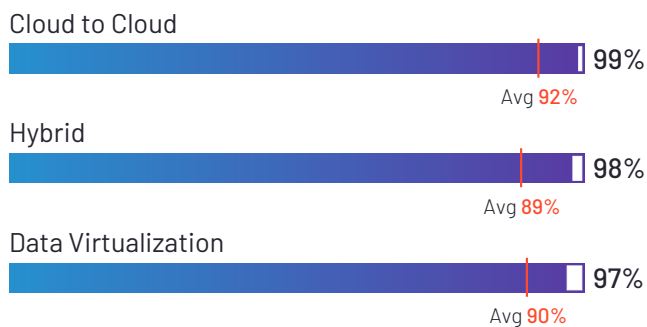
Satisfaction Ratings



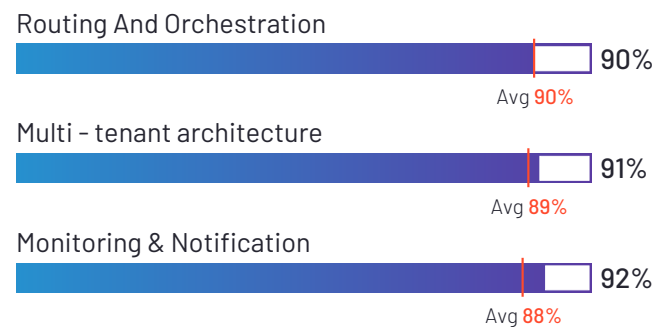
Top Industries Represented



Highest-Rated Features



Lowest-Rated Features



Ownership
Devart



HQ Location
Wilmington,
Delaware, USA



Year Founded
1997



**Employees (Listed
On LinkedIn)**
242



Company Website
www.devart.com



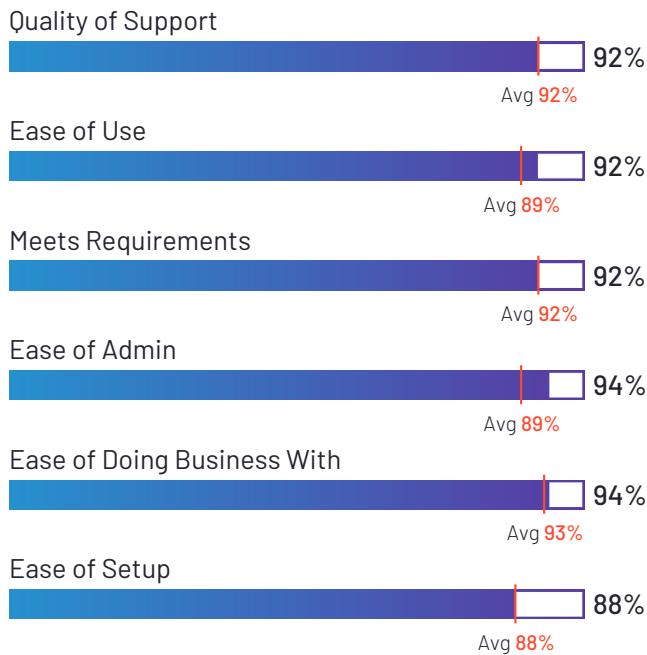
MindCloud

4.9 ★★★★★ (35)




MindCloud has been named a High Performer product based on having high customer Satisfaction scores and a low Market Presence compared to the rest of the category. 100% of users rated it 4 or 5 stars, 93% of users believe it is headed in the right direction, and users said they would be likely to recommend MindCloud at a rate of 97%. MindCloud is also in the API Platforms, Embedded Integration Platforms, Workload Automation, API Management, and API Marketplace categories.

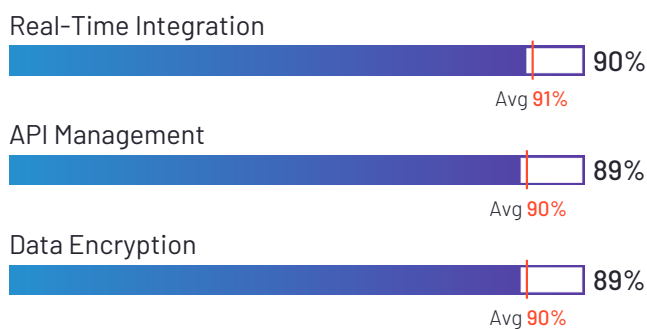
Satisfaction Ratings



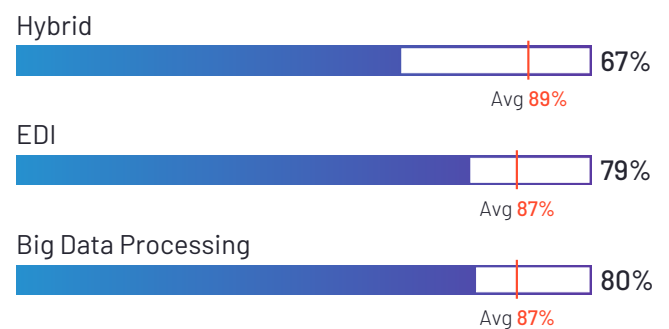
Top Industries Represented



Highest-Rated Features



Lowest-Rated Features



Ownership
MindCloud



HQ Location
Clearwater, US



Year Founded
2021



Employees (Listed On LinkedIn)
46



Company Website
mindcloud.co



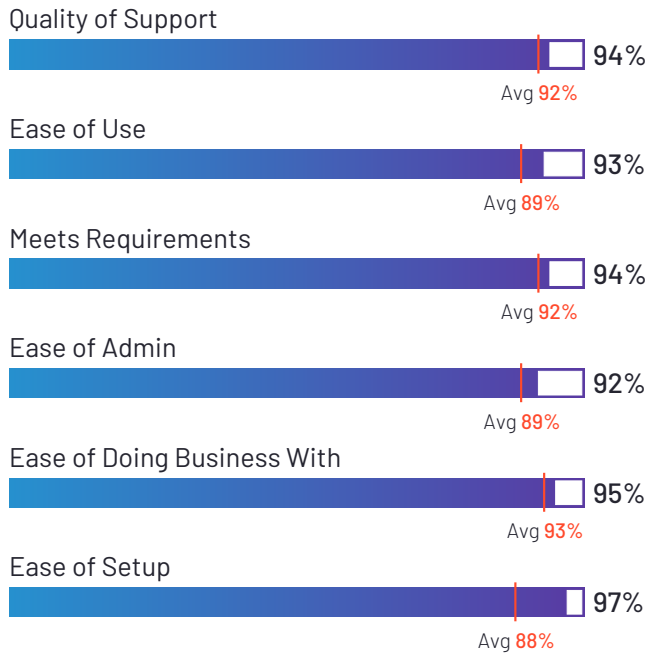
Martini

4.7 ★★★★★ (336)



Martini has been named a High Performer product based on having high customer Satisfaction scores and a low Market Presence compared to the rest of the category. 99% of users rated it 4 or 5 stars, 94% of users believe it is headed in the right direction, and users said they would be likely to recommend Martini at a rate of 94%. Martini is also in the On-Premise Data Integration category.

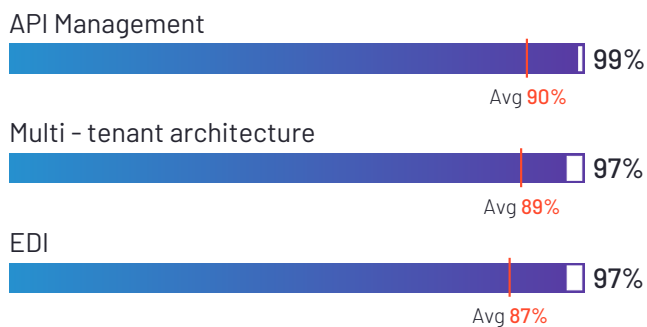
Satisfaction Ratings



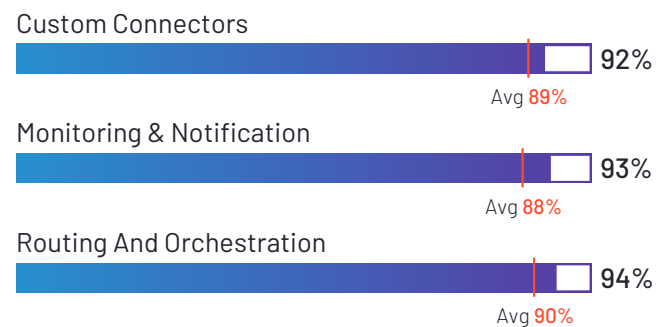
Top Industries Represented



Highest-Rated Features



Lowest-Rated Features



Ownership
TORO Cloud



HQ Location
North Sydney, New South Wales



Year Founded
2014



Employees (Listed On LinkedIn)
43



Company Website
torocloud.com



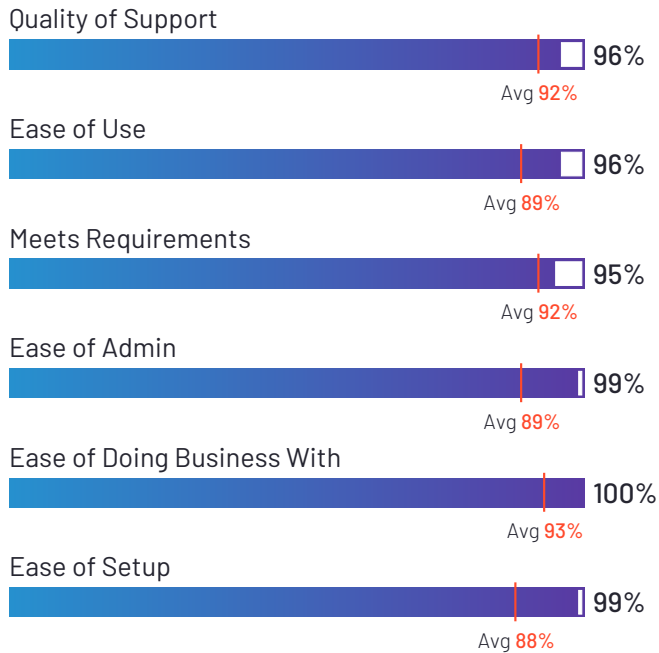
RudderStack

4.7 ★★★★★ (52)




RudderStack has been named a High Performer product based on having high customer Satisfaction scores and a low Market Presence compared to the rest of the category. 100% of users rated it 4 or 5 stars, 100% of users believe it is headed in the right direction, and users said they would be likely to recommend RudderStack at a rate of 98%. RudderStack is also in the Data Governance, Customer Data Platform (CDP), E-Commerce Data Integration, Event Stream Processing, Data Extraction, and Reverse ETL categories.

Satisfaction Ratings



Top Industries Represented



Ownership
RudderStack



HQ Location
San Francisco,
California



Year Founded
2019



**Employees (Listed
On LinkedIn)**
142



Company Website
rudderstack.com



Cyclr

4.7 ★★★★★ (77)



Cyclr has been named a High Performer product based on having high customer Satisfaction scores and a low Market Presence compared to the rest of the category. 100% of users rated it 4 or 5 stars, 94% of users believe it is headed in the right direction, and users said they would be likely to recommend Cyclr at a rate of 94%. Cyclr is also in the Embedded Integration Platforms and API Marketplace categories.

Satisfaction Ratings

Quality of Support



Ease of Use



Meets Requirements



Ease of Admin



Ease of Doing Business With



Ease of Setup



Top Industries Represented



Highest-Rated Features

Security Standards



Communication Protocol



Pre-Built Connectors



Lowest-Rated Features

Monitoring & Notification



Routing And Orchestration



Hybrid



Ownership
Cyclr



HQ Location
London, GB



Year Founded
2013



Employees (Listed On LinkedIn)
42



Company Website
www.cyclr.com



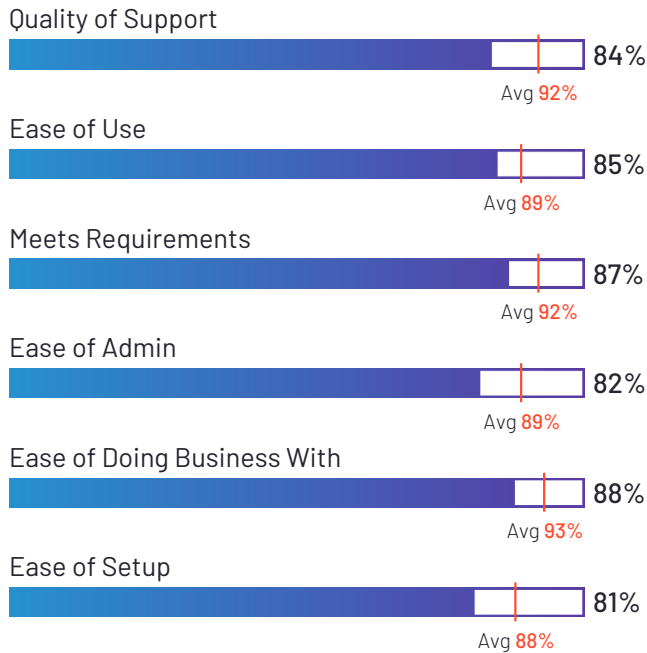
Nexla

4.6 ★★★★★ (61)

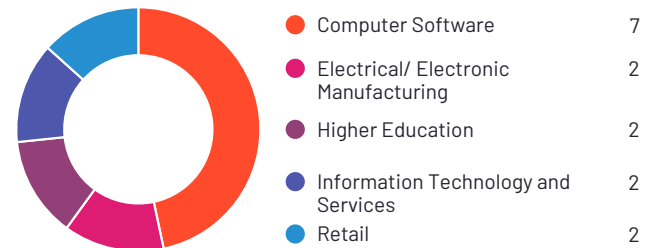


Nexla has been named a High Performer product based on having high customer Satisfaction scores and a low Market Presence compared to the rest of the category. 100% of users rated it 4 or 5 stars, 82% of users believe it is headed in the right direction, and users said they would be likely to recommend Nexla at a rate of 93%. Nexla is also in the DataOps Platforms, Event Stream Processing, Cloud Migration, Big Data Integration Platforms, Stream Analytics, Database as a Service (DBaaS), Big Data, ETL Tools, Reverse ETL, Active Metadata Management, and On-Premise Data Integration categories.

Satisfaction Ratings



Top Industries Represented



Ownership
Nexla



HQ Location
San Mateo, California



Year Founded
2016



Employees (Listed On LinkedIn)
88



Company Website
www.nexla.com



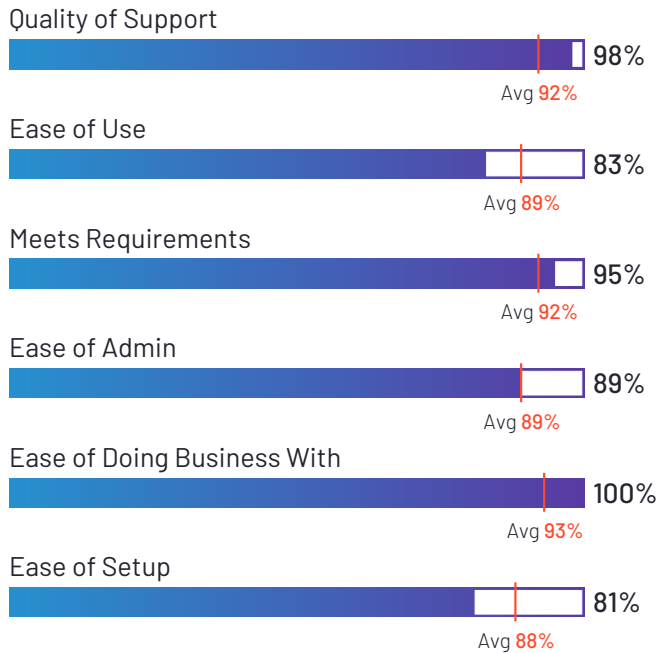
Syncari

4.8 ★★★★★ (41)



Syncari has been named a High Performer product based on having high customer Satisfaction scores and a low Market Presence compared to the rest of the category. 100% of users rated it 4 or 5 stars, 100% of users believe it is headed in the right direction, and users said they would be likely to recommend Syncari at a rate of 98%. Syncari is also in the Data Management Software, Embedded Integration Platforms, Big Data Integration Platforms, Revenue Operations & Intelligence (RO&I), Lead-to-Account Matching and Routing, Master Data Management (MDM), Data Quality, Reverse ETL, and Customer Data Platform (CDP) categories.

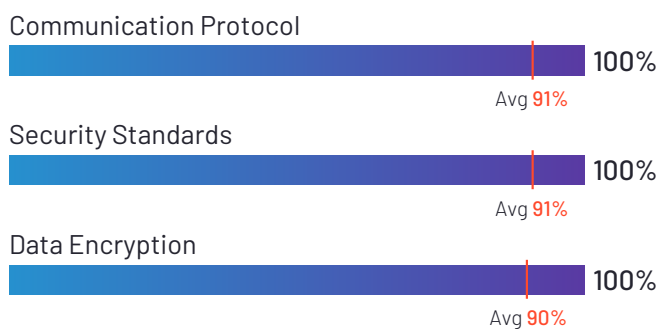
Satisfaction Ratings



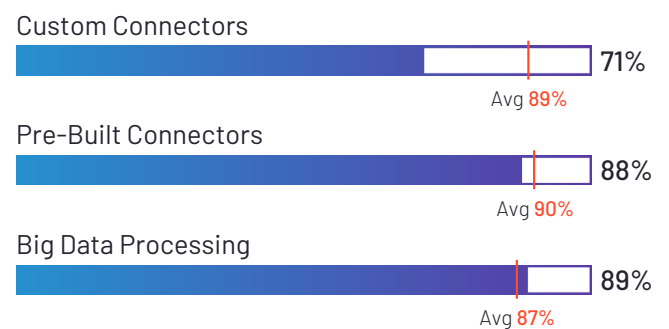
Top Industries Represented



Highest-Rated Features



Lowest-Rated Features



Ownership
Syncari



HQ Location
Newark, California



Year Founded
2019



Employees (Listed On LinkedIn)
43



Company Website
syncari.com



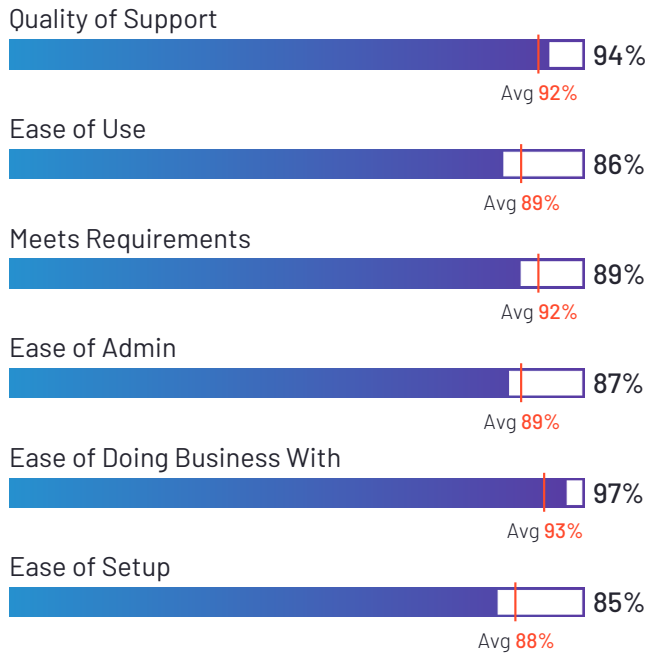
IConduct

4.7 ★★★★★ (32)

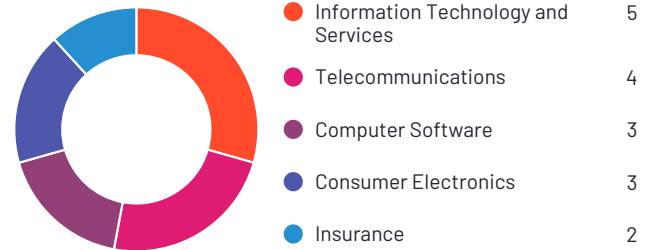


IConduct has been named a High Performer product based on having high customer Satisfaction scores and a low Market Presence compared to the rest of the category. 100% of users rated it 4 or 5 stars, 97% of users believe it is headed in the right direction, and users said they would be likely to recommend IConduct at a rate of 94%.

Satisfaction Ratings



Top Industries Represented



Ownership
IConduct Ltd



HQ Location
Haifa, Israel



Year Founded
2009



Employees (Listed On LinkedIn)
23



Company Website
iconductcloud.com



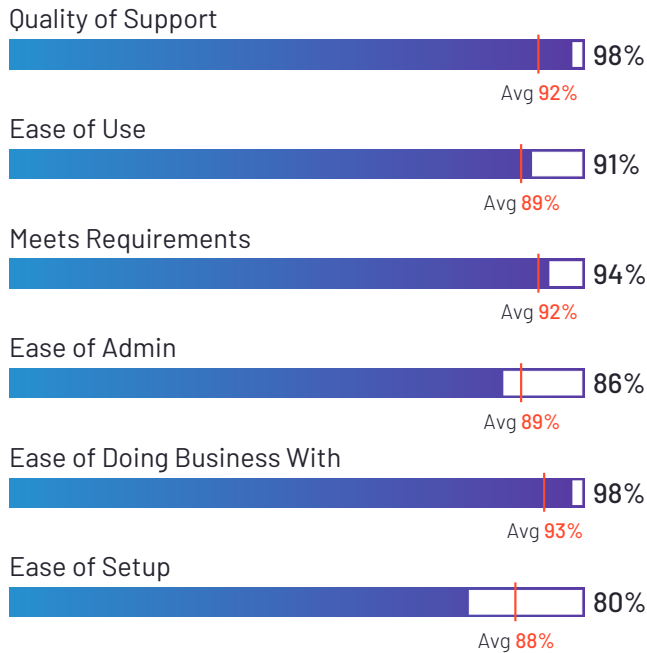
StarfishETL

4.7 ★★★★★ (76)




StarfishETL has been named a High Performer product based on having high customer Satisfaction scores and a low Market Presence compared to the rest of the category. 100% of users rated it 4 or 5 stars, 89% of users believe it is headed in the right direction, and users said they would be likely to recommend StarfishETL at a rate of 94%. StarfishETL is also in the Cloud Migration, ETL Tools, and On-Premise Data Integration categories.

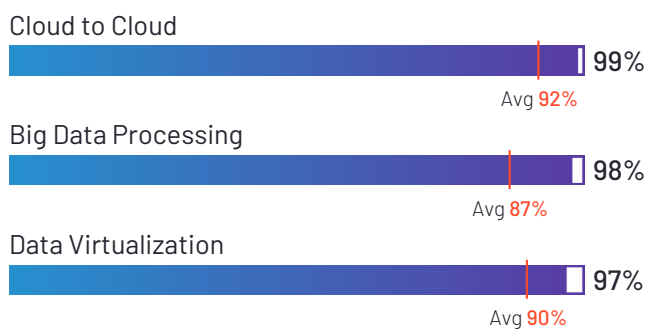
Satisfaction Ratings



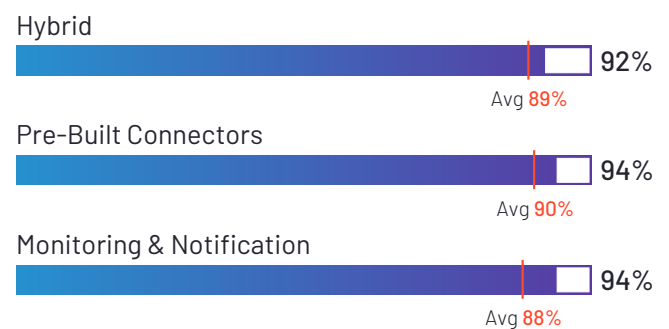
Top Industries Represented



Highest-Rated Features



Lowest-Rated Features



Ownership
Technology Advisors



HQ Location
Chicago, IL



Year Founded
1991



Employees (Listed On LinkedIn)
2



Company Website
starfishetl.com

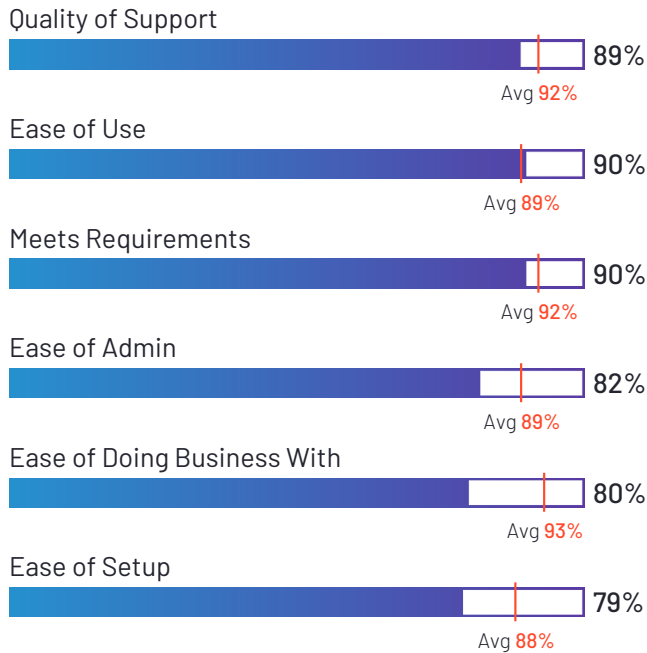


IBM App Connect


4.4 ★★★★★ (258)

IBM App Connect has been named a Contender product based on having a relatively low customer Satisfaction score and large Market Presence compared to the rest of the category. While they may have positive reviews, they do not have enough reviews to validate those ratings. 92% of users rated it 4 or 5 stars, 89% of users believe it is headed in the right direction, and users said they would be likely to recommend IBM App Connect at a rate of 87%. IBM App Connect is also in the Enterprise Service Bus(ESB) category.

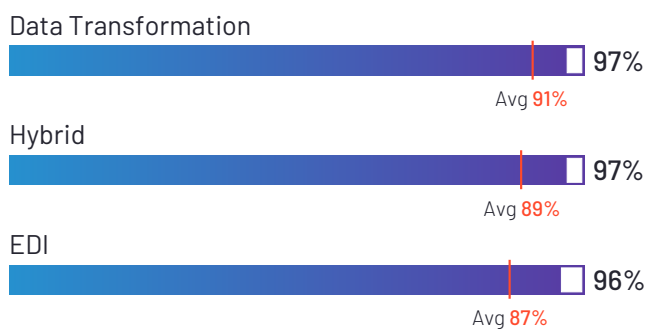
Satisfaction Ratings



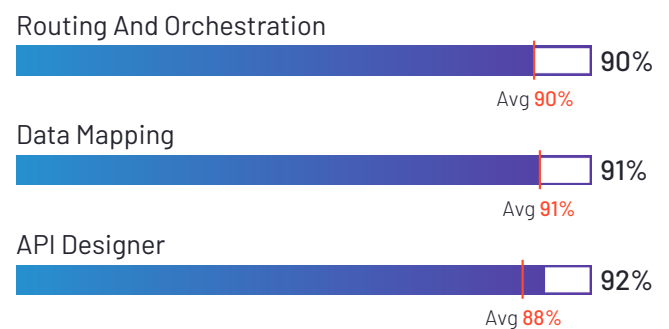
Top Industries Represented



Highest-Rated Features



Lowest-Rated Features



Ownership
IBM



HQ Location
Armonk, NY



Year Founded
1911



Employees (Listed
On LinkedIn)
322,159



Company Website
www.ibm.com

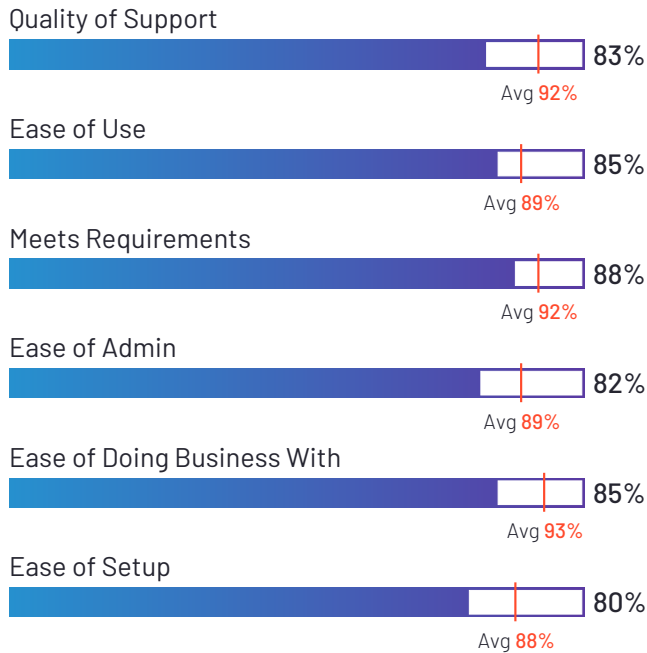


IBM webMethods Integration

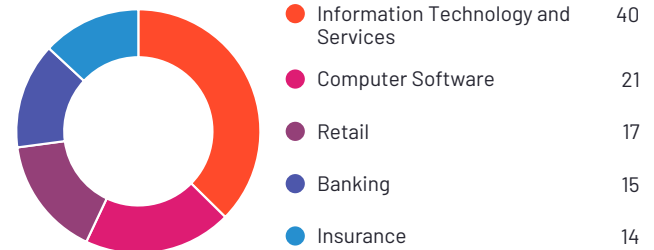
4.3 ★★★★★ (250)

IBM webMethods Integration has been named a Contender product based on having a relatively low customer Satisfaction score and large Market Presence compared to the rest of the category. While they may have positive reviews, they do not have enough reviews to validate those ratings. IBM webMethods Integration has the largest Market Presence among products in iPaaS. 92% of users rated it 4 or 5 stars, 85% of users believe it is headed in the right direction, and users said they would be likely to recommend IBM webMethods Integration at a rate of 86%. IBM webMethods Integration is also in the Enterprise Service Bus (ESB), On-Premise Data Integration, and Cloud Migration categories.

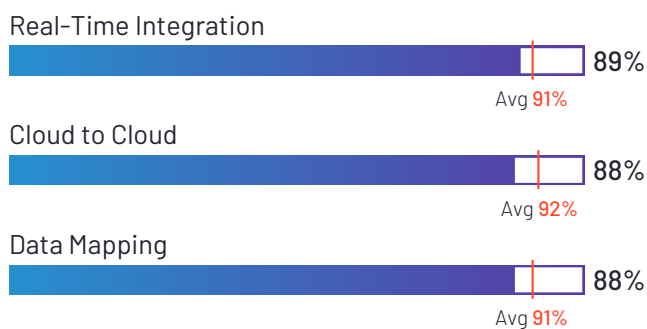
Satisfaction Ratings



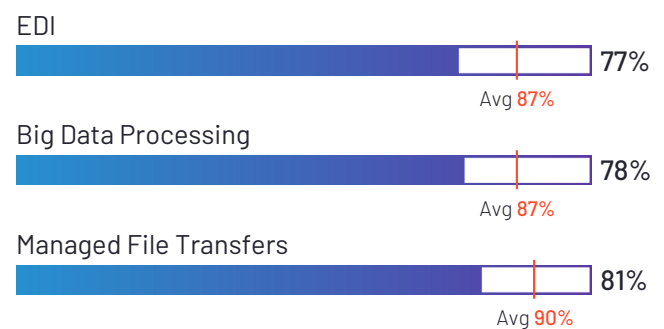
Top Industries Represented



Highest-Rated Features



Lowest-Rated Features



Ownership
IBM



HQ Location
Armonk, NY



Year Founded
1911



Employees (Listed On LinkedIn)
322,159



Company Website
www.ibm.com

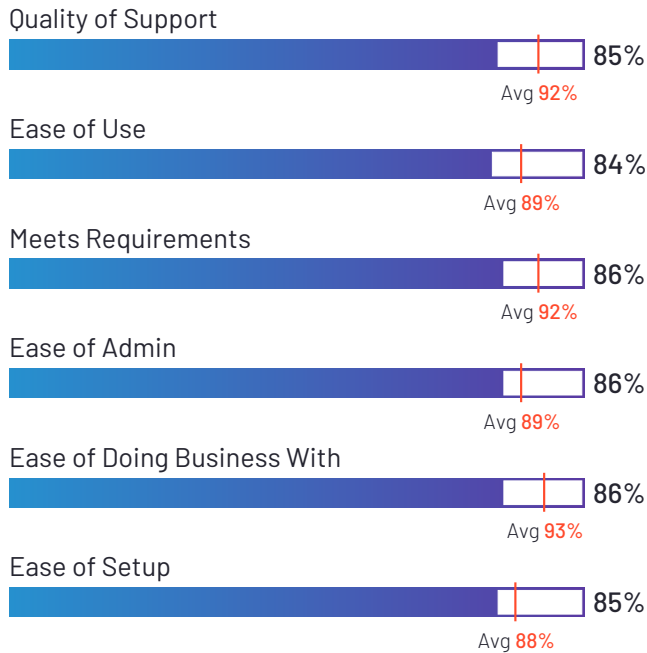


Azure Logic Apps


4.3 ★★★★★ (102)

Azure Logic Apps has been named a Contender product based on having a relatively low customer Satisfaction score and large Market Presence compared to the rest of the category. While they may have positive reviews, they do not have enough reviews to validate those ratings. 87% of users rated it 4 or 5 stars, 85% of users believe it is headed in the right direction, and users said they would be likely to recommend Azure Logic Apps at a rate of 85%. Azure Logic Apps is also in the Message Queue (MQ) category.

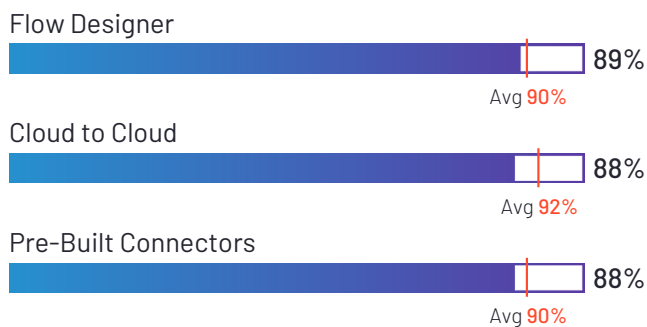
Satisfaction Ratings



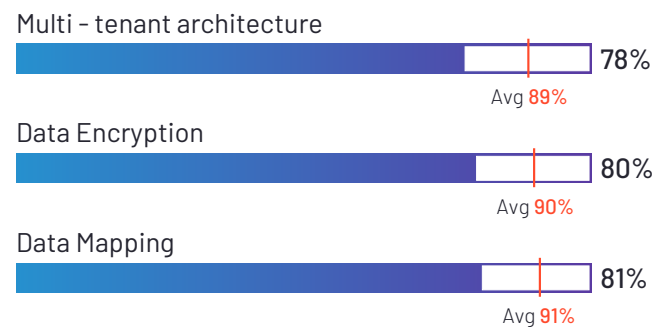
Top Industries Represented



Highest-Rated Features



Lowest-Rated Features



Ownership
Microsoft



HQ Location
Redmond,
Washington



Year Founded
1975



**Employees (Listed
On LinkedIn)**
220,934



Company Website
microsoft.com

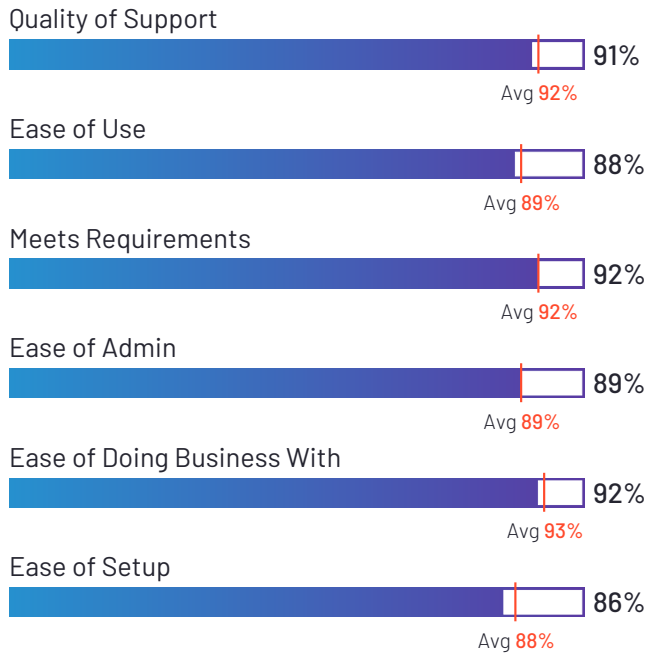


Jitterbit

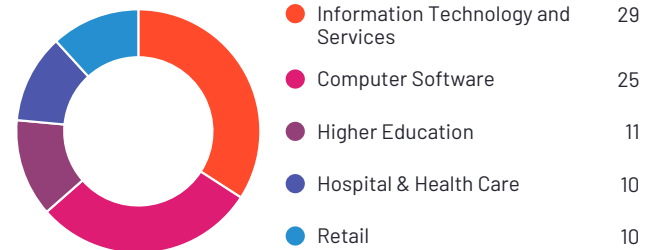
4.5 ★★★★★ (581)

Jitterbit has been named a Contender product based on having a relatively low customer Satisfaction score and large Market Presence compared to the rest of the category. While they may have positive reviews, they do not have enough reviews to validate those ratings. 95% of users rated it 4 or 5 stars, 88% of users believe it is headed in the right direction, and users said they would be likely to recommend Jitterbit at a rate of 91%. Jitterbit is also in the Low-Code Development Platforms, Electronic Data Interchange (EDI), API Management, No-Code Development Platforms, Application Development Platforms, and Workplace Innovation Platforms categories.


Satisfaction Ratings



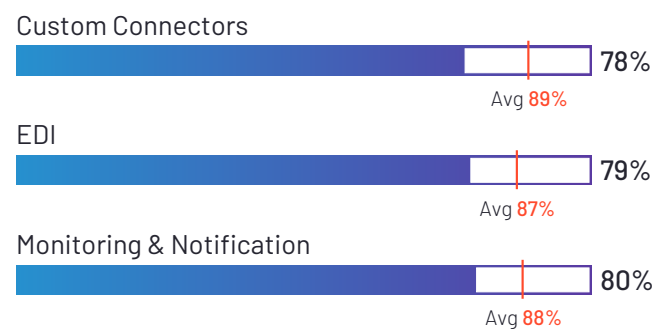
Top Industries Represented



Highest-Rated Features



Lowest-Rated Features



Ownership
Jitterbit



HQ Location
Alameda, CA



Year Founded
2003



Employees (Listed On LinkedIn)
410



Company Website
jitterbit.com

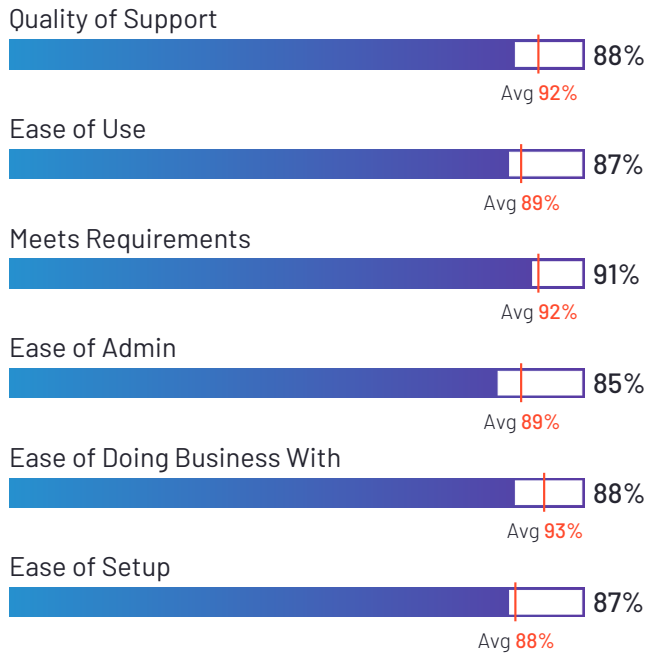


TIBCO Integration (featuring Business Works and Flogo)

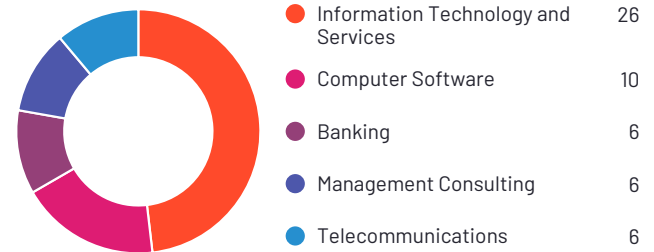
4.2 ★★★★★☆ (200)

TIBCO Integration (featuring Business Works and Flogo) has been named a Contender product based on having a relatively low customer Satisfaction score and large Market Presence compared to the rest of the category. While they may have positive reviews, they do not have enough reviews to validate those ratings. 93% of users rated it 4 or 5 stars, 81% of users believe it is headed in the right direction, and users said they would be likely to recommend TIBCO Integration (featuring Business Works and Flogo) at a rate of 86%. TIBCO Integration (featuring Business Works and Flogo) is also in the Enterprise Service Bus (ESB) and AWS Marketplace categories.

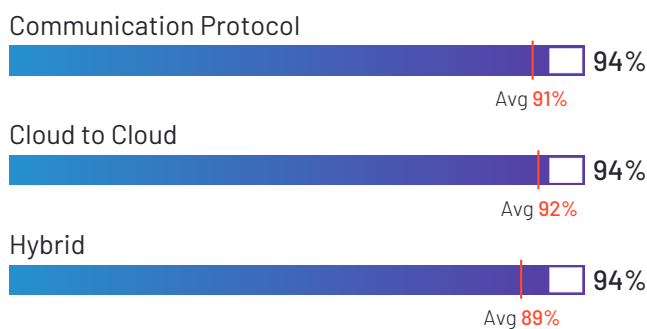
Satisfaction Ratings



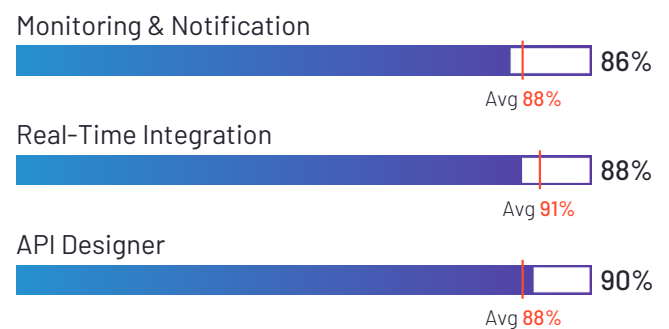
Top Industries Represented



Highest-Rated Features



Lowest-Rated Features



Ownership
Cloud Software Group



HQ Location
Fort Lauderdale, FL



Employees (Listed On LinkedIn)
10,165



Company Website
www.cloud.com

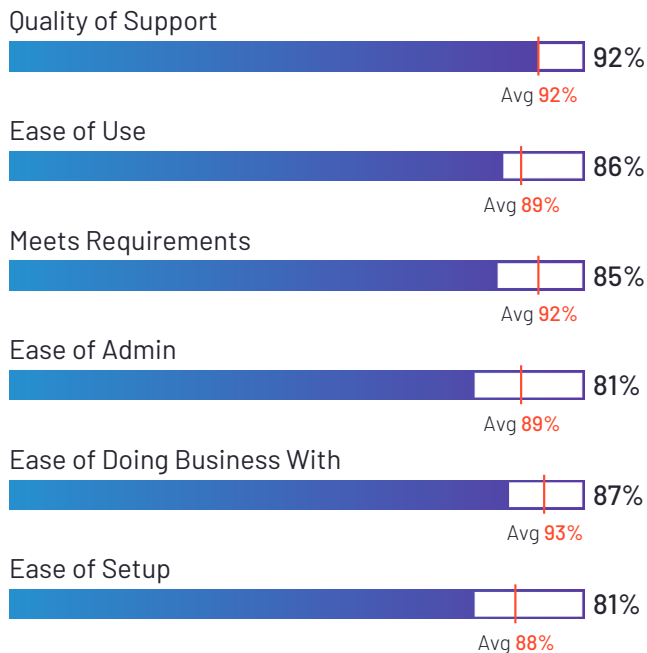


UiPath Agentic Automation

4.6 ★★★★★ (7,251)

UiPath Agentic Automation has been named a Contender product based on having a relatively low customer Satisfaction score and large Market Presence compared to the rest of the category. While they may have positive reviews, they do not have enough reviews to validate those ratings. 94% of users rated it 4 or 5 stars, 91% of users believe it is headed in the right direction, and users said they would be likely to recommend UiPath Agentic Automation at a rate of 87%. UiPath Agentic Automation is also in the AI Agent Builders, AI Orchestration, Automation Testing, Robotic Process Automation (RPA), Intelligent Document Processing (IDP), Process Mining, SAP Store, AI App Builder, AI Software Testing Tools, Business Automation Platforms (BAPs), and Low-Code Development Platforms categories.


Satisfaction Ratings



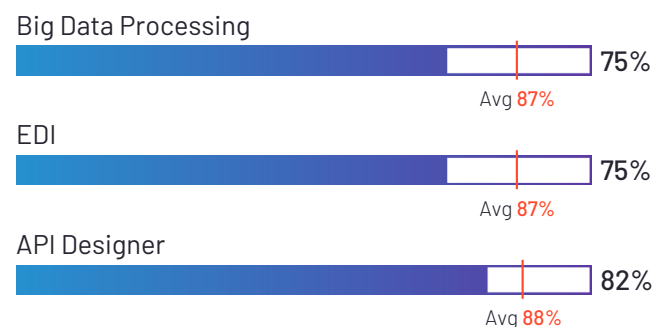
Top Industries Represented



Highest-Rated Features



Lowest-Rated Features



Ownership
UiPath



HQ Location
New York



Year Founded
2005



Employees (Listed On LinkedIn)
4,985



Company Website
www.uipath.com

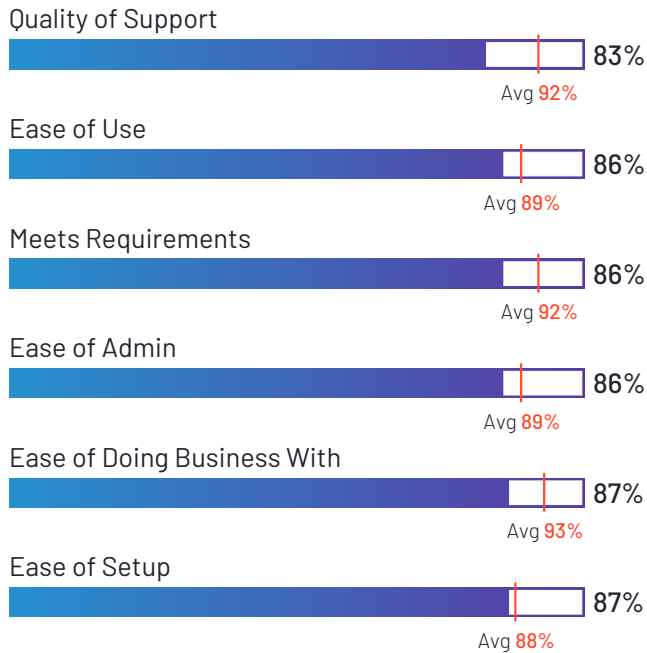


Informatica Cloud Data Integration

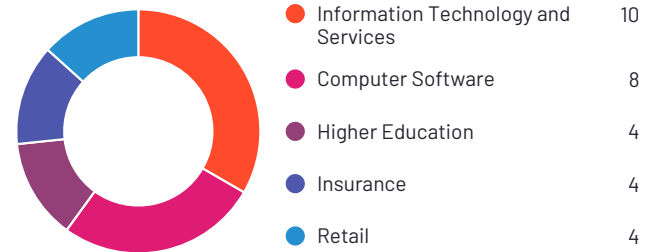
4.3 ★★★★★ (103)

Informatica Cloud Data Integration has been named a Contender product based on having a relatively low customer Satisfaction score and large Market Presence compared to the rest of the category. While they may have positive reviews, they do not have enough reviews to validate those ratings. 94% of users rated it 4 or 5 stars, 87% of users believe it is headed in the right direction, and users said they would be likely to recommend Informatica Cloud Data Integration at a rate of 87%. Informatica Cloud Data Integration is also in the ETL Tools category.

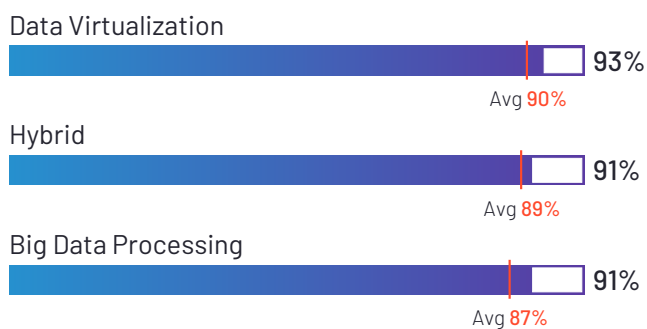
Satisfaction Ratings



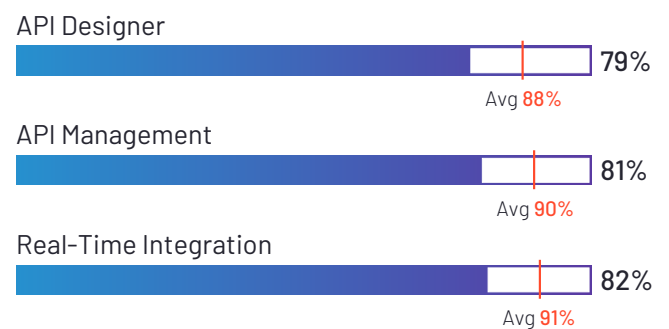
Top Industries Represented



Highest-Rated Features



Lowest-Rated Features



Ownership
Informatica



HQ Location
Redwood City, CA



Year Founded
1993



Employees (Listed On LinkedIn)
5,355



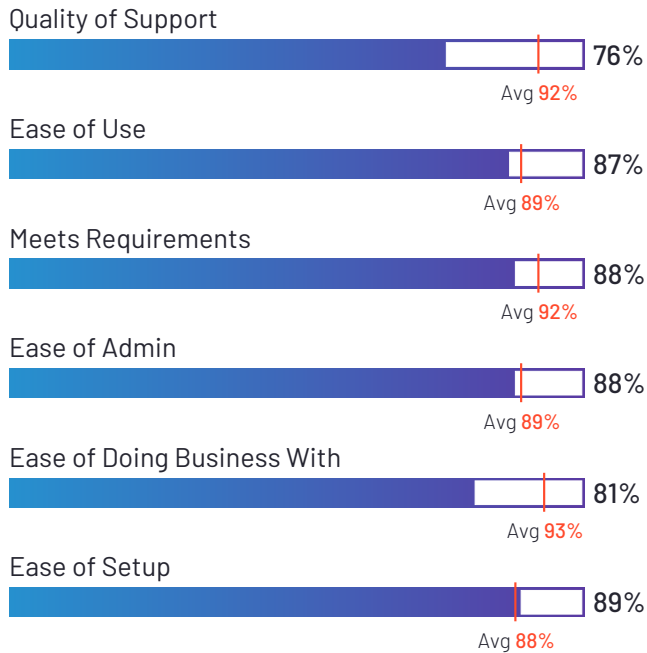
Company Website
[informatica.com](https://www.informatica.com)

ORACLE

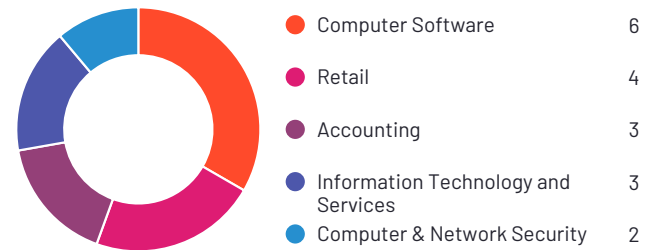
4.1 ★★★★★☆ (31)

Oracle Integration Cloud has been named a Contender product based on having a relatively low customer Satisfaction score and large Market Presence compared to the rest of the category. While they may have positive reviews, they do not have enough reviews to validate those ratings. 85% of users rated it 4 or 5 stars, 91% of users believe it is headed in the right direction, and users said they would be likely to recommend Oracle Integration at a rate of 82%.

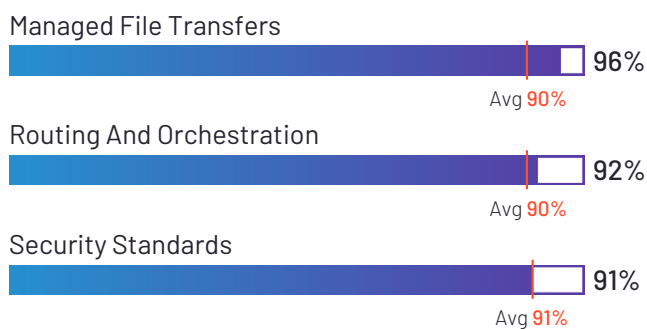
Satisfaction Ratings



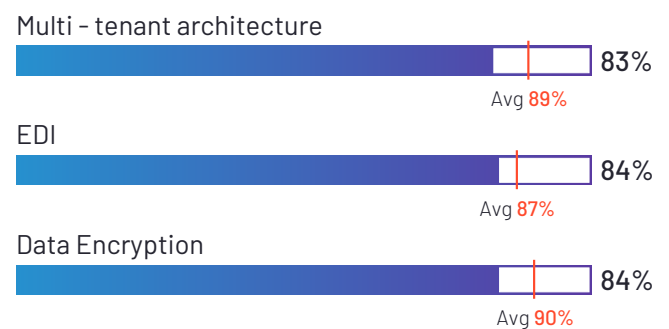
Top Industries Represented



Highest-Rated Features



Lowest-Rated Features



Ownership
Oracle



HQ Location
Austin, TX



Year Founded
1977



Employees (Listed On LinkedIn)
195,794



Company Website
www.oracle.com

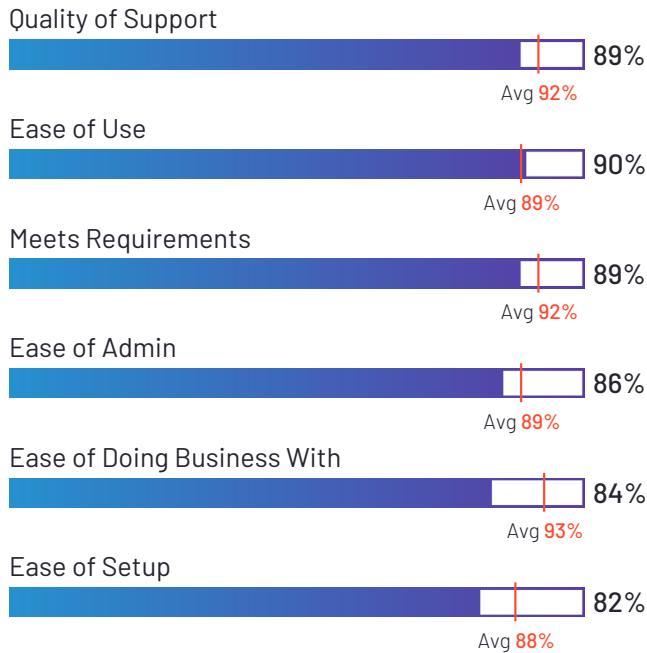


IBM webMethods API Management

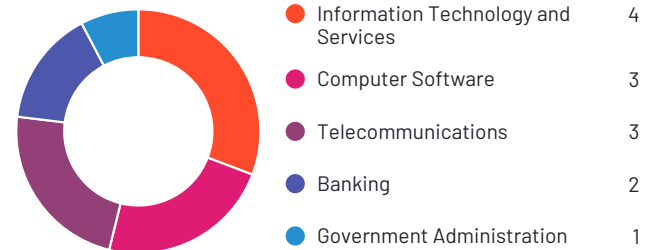
4.2 ★★★★★☆ (39)

IBM webMethods API Management has been named a Contender product based on having a relatively low customer Satisfaction score and large Market Presence compared to the rest of the category. While they may have positive reviews, they do not have enough reviews to validate those ratings. 94% of users rated it 4 or 5 stars, 79% of users believe it is headed in the right direction, and users said they would be likely to recommend IBM webMethods API Management at a rate of 84%. IBM webMethods API Management is also in the API Development, API Management, and API Platforms categories.

Satisfaction Ratings



Top Industries Represented



Ownership
IBM



HQ Location
Armonk, NY



Year Founded
1911



Employees (Listed On LinkedIn)
322,159



Company Website
www.ibm.com

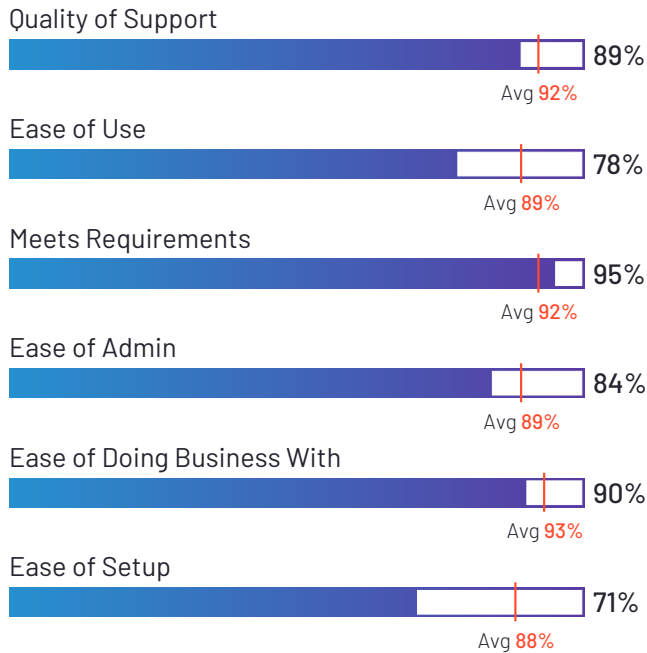


IBM DataPower Gateway

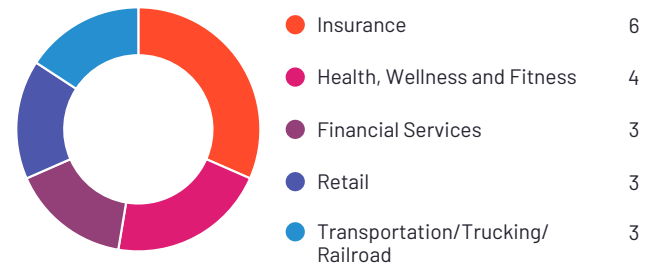
4.4 ★★★★★ (36)

IBM DataPower Gateway has been named a Contender product based on having a relatively low customer Satisfaction score and large Market Presence compared to the rest of the category. While they may have positive reviews, they do not have enough reviews to validate those ratings. 96% of users rated it 4 or 5 stars, 86% of users believe it is headed in the right direction, and users said they would be likely to recommend IBM DataPower Gateway at a rate of 86%. IBM DataPower Gateway is also in the API Management category.

Satisfaction Ratings



Top Industries Represented



Ownership
IBM



HQ Location
Armonk, NY



Year Founded
1911



Employees (Listed On LinkedIn)
322,159



Company Website
www.ibm.com

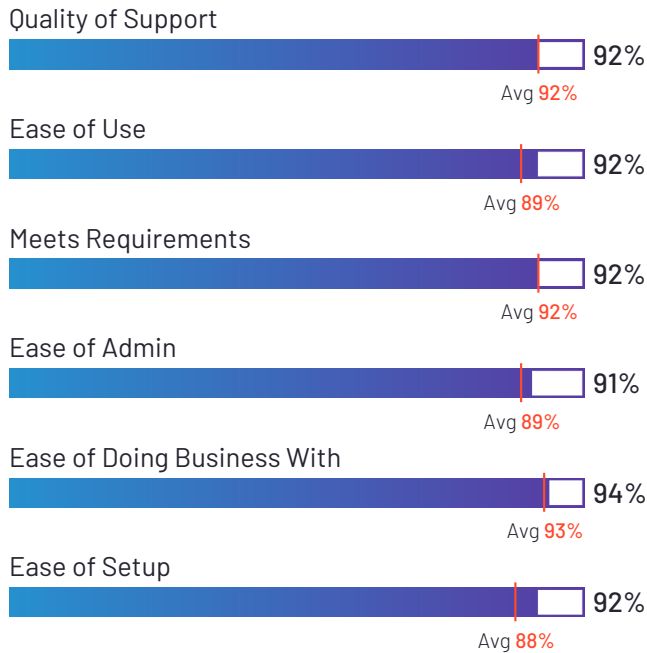


Digibee

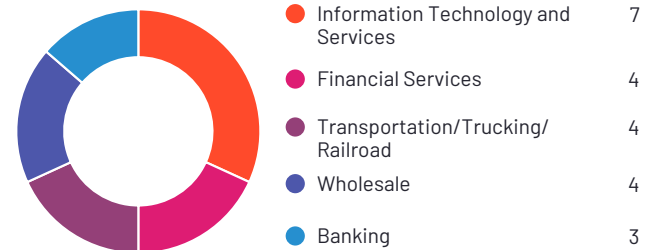
4.7 ★★★★★ (72)

Digibee has been named a Contender product based on having a relatively low customer Satisfaction score and large Market Presence compared to the rest of the category. While they may have positive reviews, they do not have enough reviews to validate those ratings. 100% of users rated it 4 or 5 stars, 98% of users believe it is headed in the right direction, and users said they would be likely to recommend Digibee at a rate of 95%. Digibee is also in the SAP Store category.

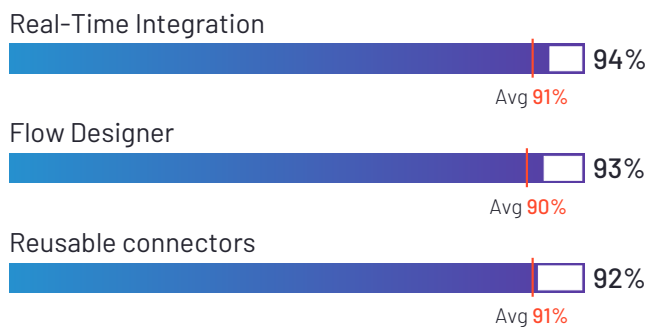
Satisfaction Ratings



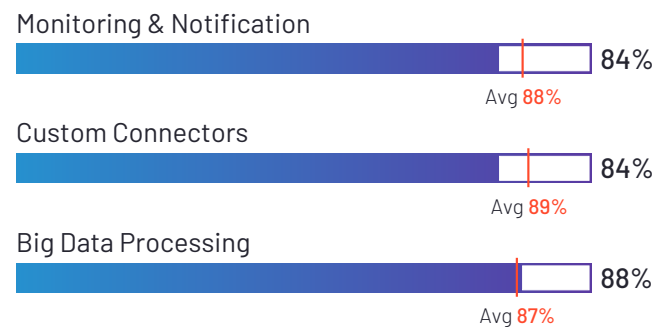
Top Industries Represented



Highest-Rated Features



Lowest-Rated Features



Ownership
Digibee



HQ Location
São Paulo, SP



Year Founded
2017



Employees (Listed On LinkedIn)
178



Company Website
digibee.com

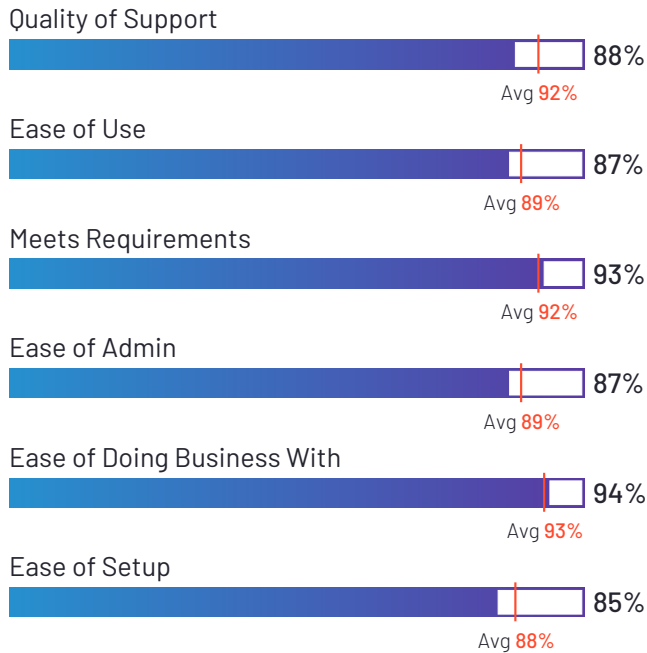


Make

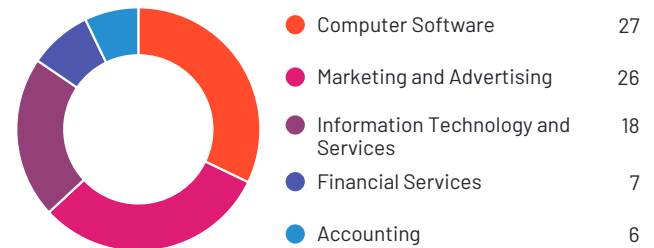
4.6 ★★★★★ (264)

Make has been named a Contender product based on having a relatively low customer Satisfaction score and large Market Presence compared to the rest of the category. While they may have positive reviews, they do not have enough reviews to validate those ratings. 96% of users rated it 4 or 5 stars, 92% of users believe it is headed in the right direction, and users said they would be likely to recommend Make at a rate of 94%. Make is also in the API Marketplace category.

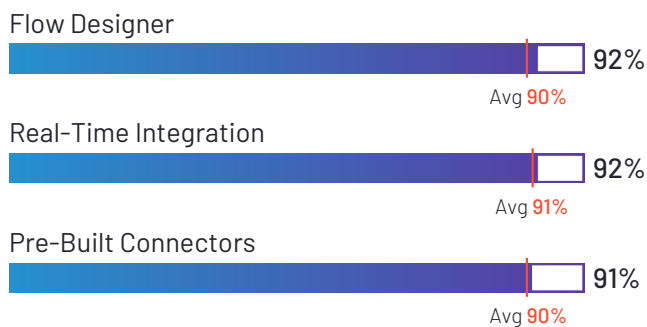
Satisfaction Ratings



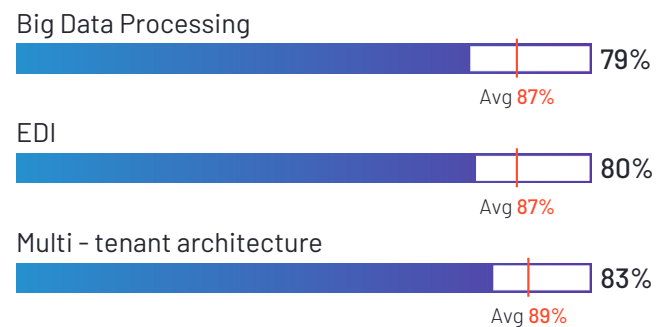
Top Industries Represented



Highest-Rated Features



Lowest-Rated Features



Ownership
Integromat by
Celonis



HQ Location
Praha 8, Prague



Year Founded
2012



**Employees (Listed
On LinkedIn)**
9



Company Website
integromat.com

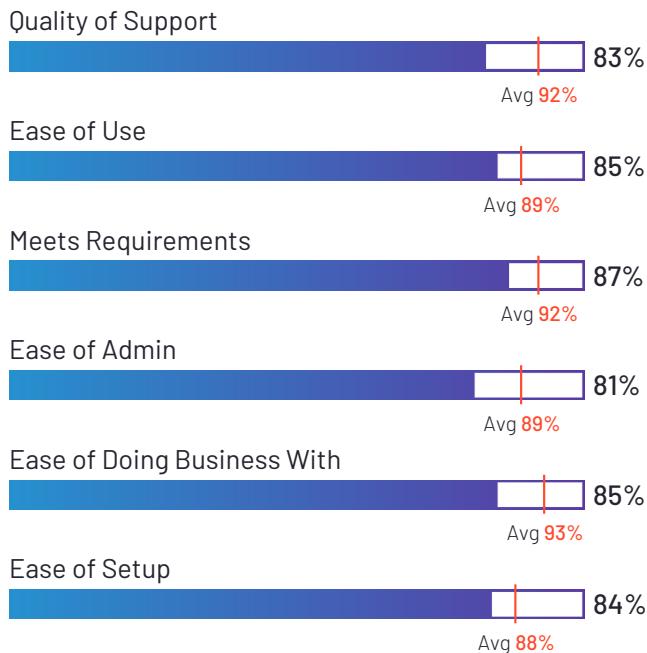


SAP Integration Suite

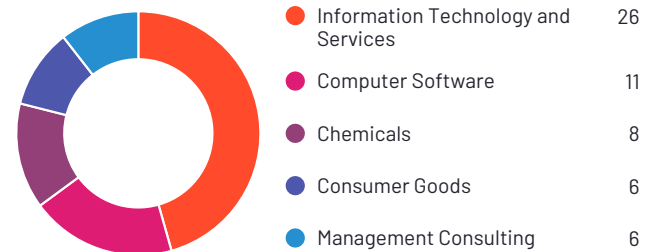
4.3 ★★★★★ (258)

SAP Integration Suite has been named a Contender product based on having a relatively low customer Satisfaction score and large Market Presence compared to the rest of the category. While they may have positive reviews, they do not have enough reviews to validate those ratings. 93% of users rated it 4 or 5 stars, 88% of users believe it is headed in the right direction, and users said they would be likely to recommend SAP Integration Suite at a rate of 86%. SAP Integration Suite is also in the API Management and Cloud Platform as a Service (PaaS) categories.

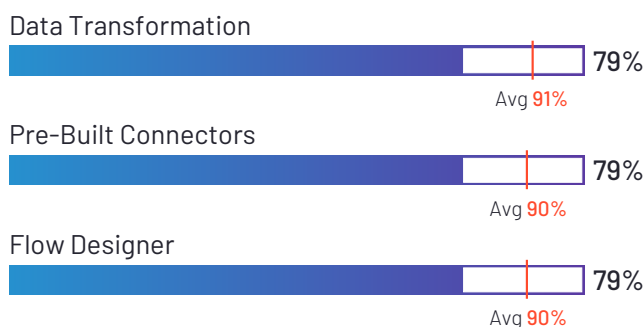
Satisfaction Ratings



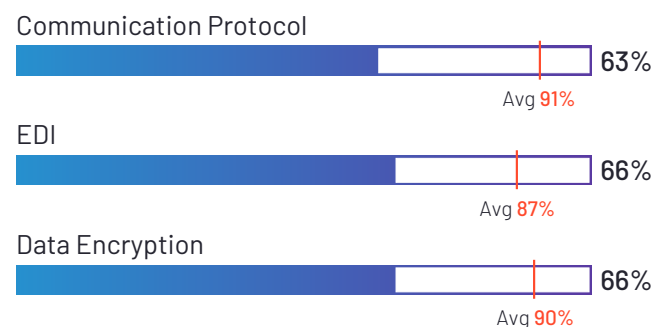
Top Industries Represented



Highest-Rated Features



Lowest-Rated Features



Ownership
SAP



HQ Location
Walldorf



Year Founded
1972



Employees (Listed On LinkedIn)
135,108



Company Website
www.sap.com

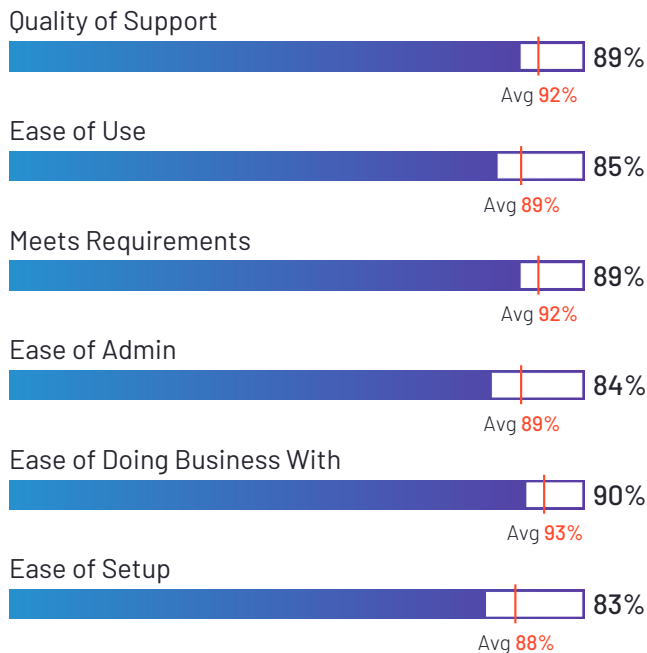


Cleo Integration Cloud

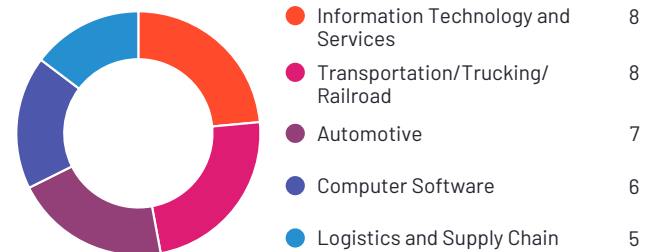
4.4 ★★★★★ (533)

Cleo Integration Cloud has been named a Contender product based on having a relatively low customer Satisfaction score and large Market Presence compared to the rest of the category. While they may have positive reviews, they do not have enough reviews to validate those ratings. 97% of users rated it 4 or 5 stars, 87% of users believe it is headed in the right direction, and users said they would be likely to recommend Cleo at a rate of 89%. Cleo is also in the Managed File Transfer (MFT), Electronic Data Interchange (EDI), Integration Brokerage, and On-Premise Data Integration categories.

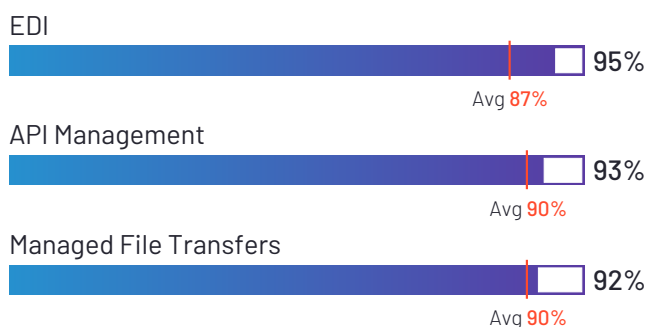
Satisfaction Ratings



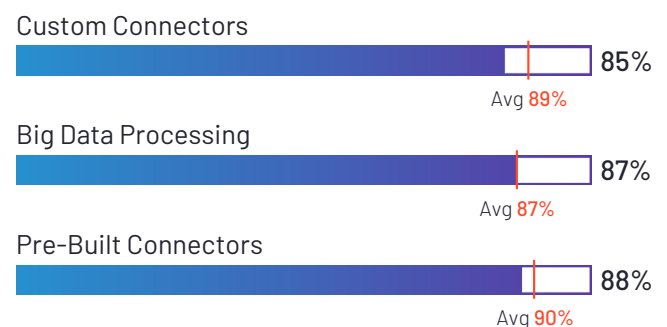
Top Industries Represented



Highest-Rated Features



Lowest-Rated Features



Ownership
Cleo



HQ Location
Rockford, IL



Year Founded
1976



Employees (Listed On LinkedIn)
513



Company Website
www.cleo.com

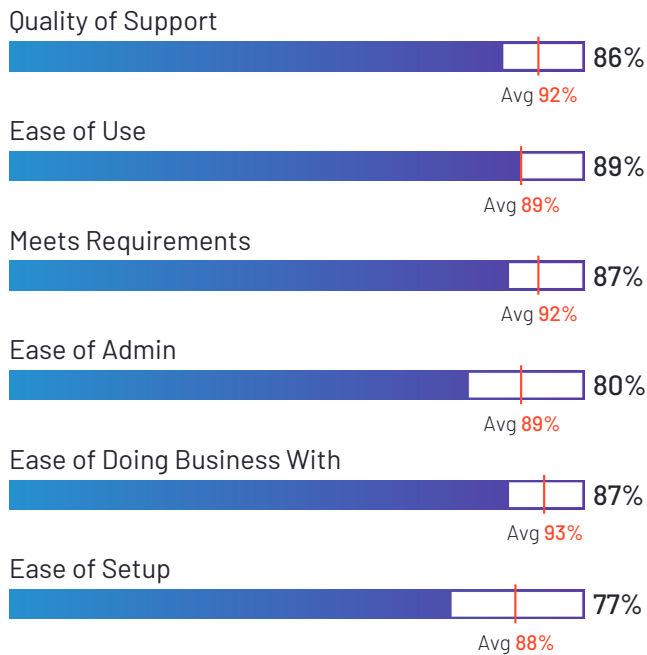


Control-M


4.3 ★★★★★ (90)

Control-M has been named a Contender product based on having a relatively low customer Satisfaction score and large Market Presence compared to the rest of the category. While they may have positive reviews, they do not have enough reviews to validate those ratings. 91% of users rated it 4 or 5 stars, 82% of users believe it is headed in the right direction, and users said they would be likely to recommend Control-M at a rate of 84%. Control-M is also in the Workload Automation, Runbook Automation, Big Data Processing and Distribution, Build Automation, Continuous Integration, Continuous Delivery, and Big Data Integration Platforms categories.

Satisfaction Ratings



Top Industries Represented



Ownership
BMC Software



HQ Location
Houston, TX



Year Founded
1980



Employees (Listed On LinkedIn)
8,596



Company Website
www.bmc.com

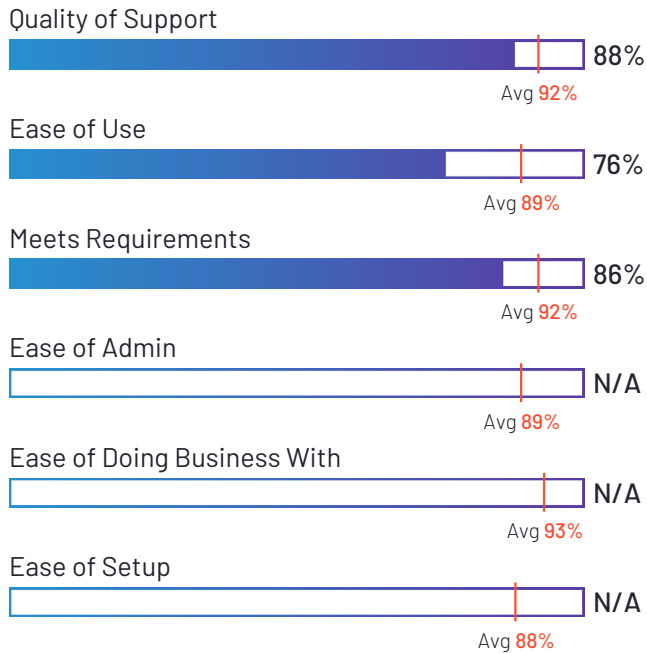


IBM Cloud Pak for Integration

4.2 ★★★★★ (50)

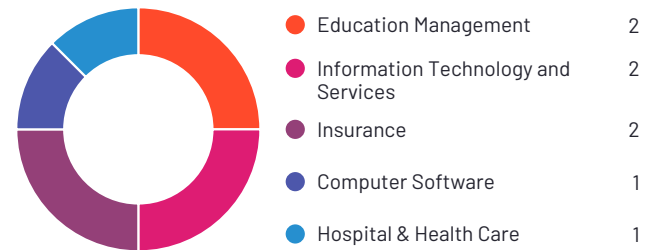
IBM Cloud Pak for Integration has been named a Contender product based on having a relatively low customer Satisfaction score and large Market Presence compared to the rest of the category. While they may have positive reviews, they do not have enough reviews to validate those ratings. 100% of users rated it 4 or 5 stars, 100% of users believe it is headed in the right direction, and users said they would be likely to recommend IBM Cloud Pak for Integration at a rate of 87%. IBM Cloud Pak for Integration is also in the Message Queue (MQ), Event Stream Processing, Enterprise Service Bus (ESB), ETL Tools, and API Management categories.

Satisfaction Ratings

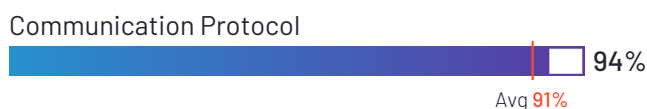


*N/A is displayed when fewer than five responses were received for the question.


Top Industries Represented



Highest-Rated Features



Lowest-Rated Features



Ownership
IBM



HQ Location
Armonk, NY



Year Founded
1911



**Employees (Listed
On LinkedIn)**
322,159



Company Website
www.ibm.com

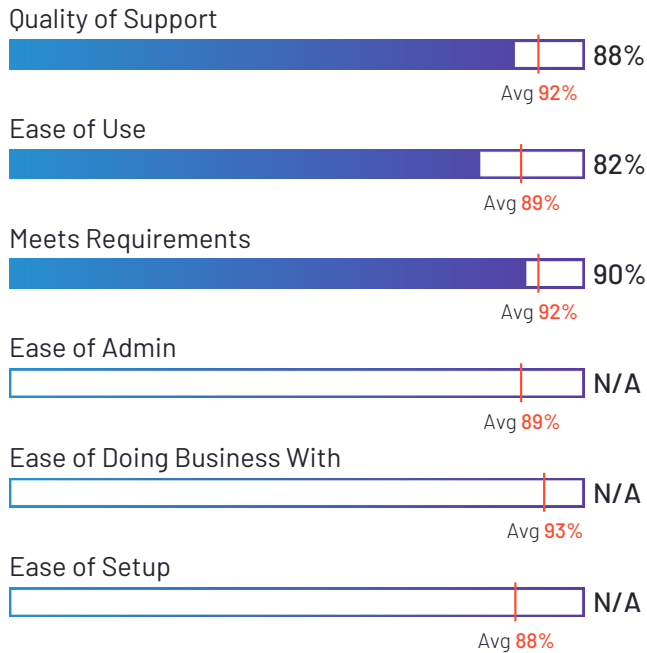


Red Hat Fuse

4.4 ★★★★★ (12)

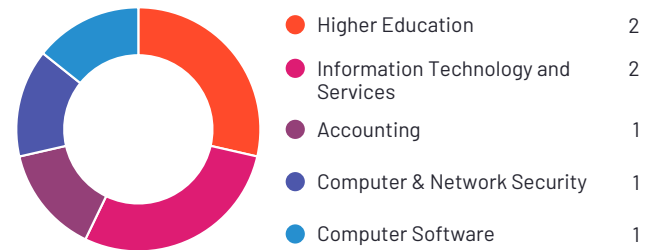
Red Hat Fuse has been named a Contender product based on having a relatively low customer Satisfaction score and large Market Presence compared to the rest of the category. While they may have positive reviews, they do not have enough reviews to validate those ratings. 90% of users rated it 4 or 5 stars, 100% of users believe it is headed in the right direction, and users said they would be likely to recommend Red Hat Fuse at a rate of 87%.

Satisfaction Ratings

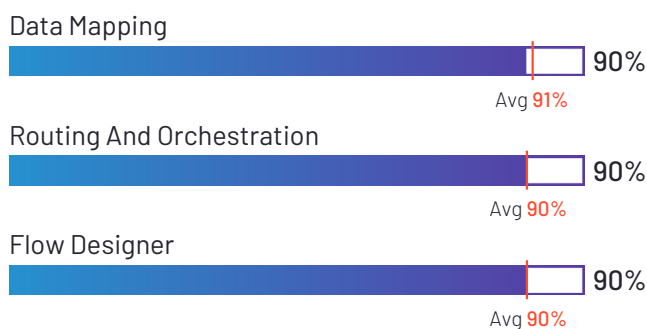


*N/A is displayed when fewer than five responses were received for the question.

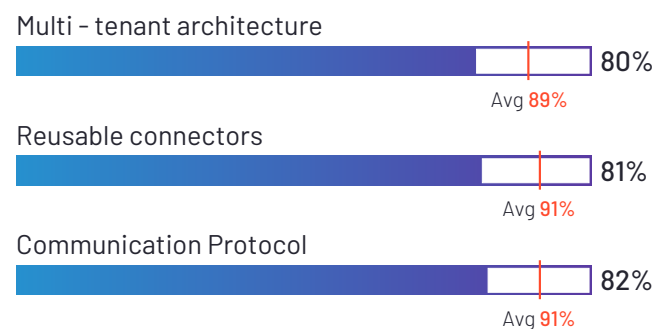
Top Industries Represented



Highest-Rated Features



Lowest-Rated Features



Ownership
Red Hat



HQ Location
Raleigh, NC



Year Founded
1993



Employees (Listed On LinkedIn)
18,455



Company Website
www.redhat.com

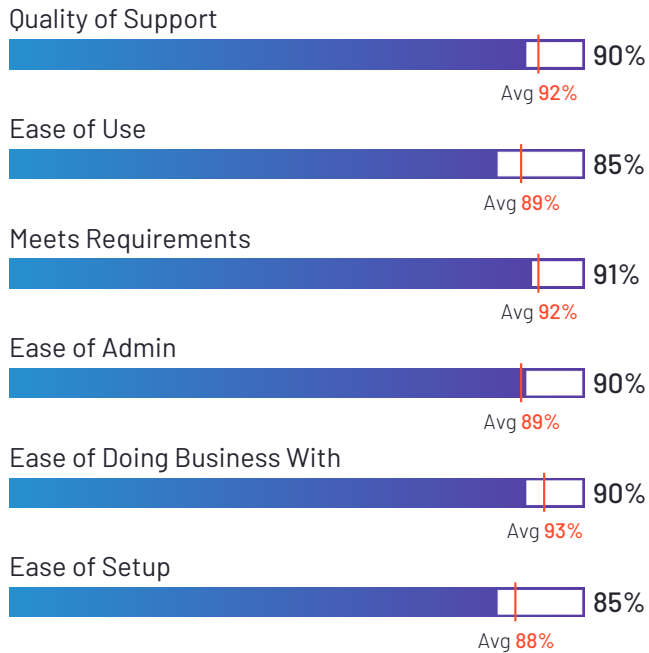


Tray.ai

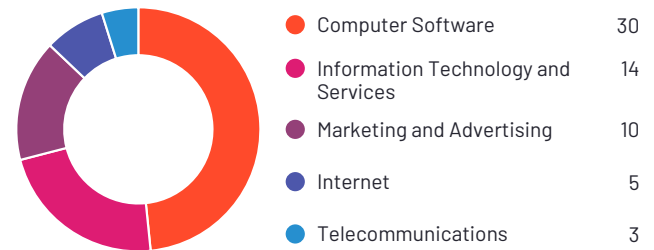
4.5 ★★★★★ (156)

Tray.ai has been named a Contender product based on having a relatively low customer Satisfaction score and large Market Presence compared to the rest of the category. While they may have positive reviews, they do not have enough reviews to validate those ratings. 97% of users rated it 4 or 5 stars, 91% of users believe it is headed in the right direction, and users said they would be likely to recommend Tray.ai at a rate of 91%. Tray.ai is also in the Lead-to-Account Matching and Routing, Event Stream Processing, ETL Tools, API Management, Unified APIs, and Embedded Integration Platforms categories.

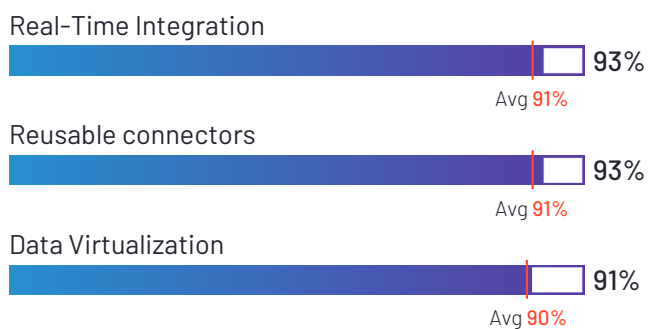
Satisfaction Ratings



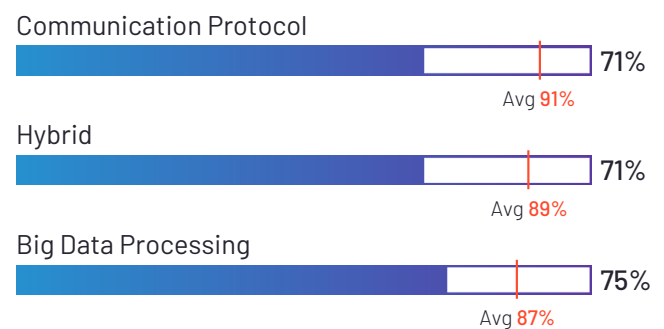
Top Industries Represented



Highest-Rated Features



Lowest-Rated Features



Ownership
Tray.io



HQ Location
San Francisco, CA



Year Founded
2012



Employees (Listed On LinkedIn)
147



Company Website
tray.io

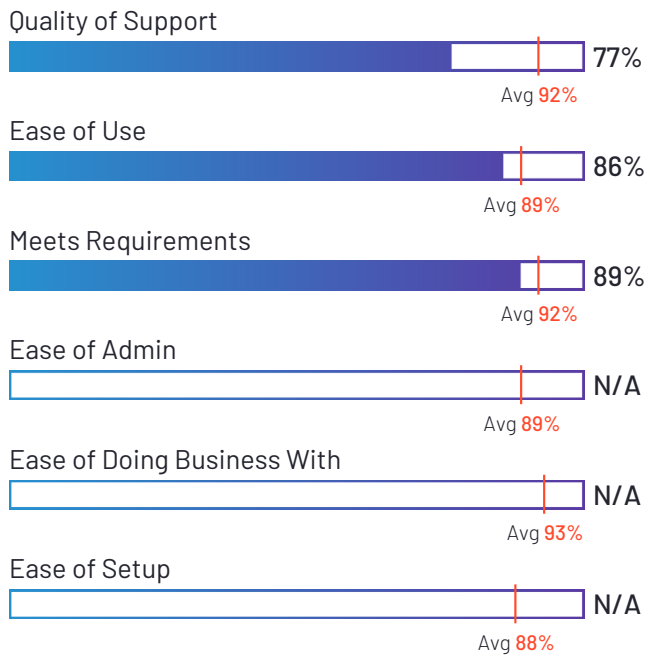


Informatica API and Application Integration

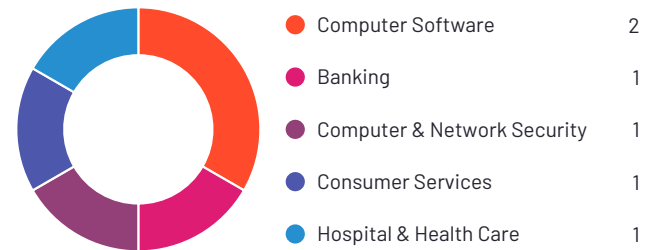
4.5 ★★★★★ (21)

Informatica API and Application Integration has been named a Contender product based on having a relatively low customer Satisfaction score and large Market Presence compared to the rest of the category. While they may have positive reviews, they do not have enough reviews to validate those ratings. 100% of users rated it 4 or 5 stars, 100% of users believe it is headed in the right direction, and users said they would be likely to recommend Informatica API and Application Integration at a rate of 89%. Informatica API and Application Integration is also in the API Management and API Development categories.

Satisfaction Ratings



Top Industries Represented



*N/A is displayed when fewer than five responses were received for the question.



Ownership
Informatica



HQ Location
Redwood City, CA



Year Founded
1993



**Employees (Listed
On LinkedIn)**
5,355



Company Website
[informatica.com](https://www.informatica.com)

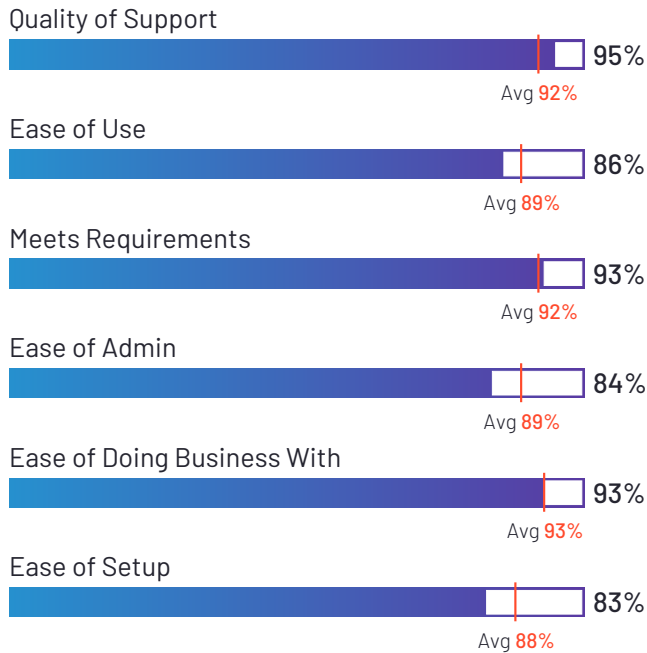


APPSeCONNECT

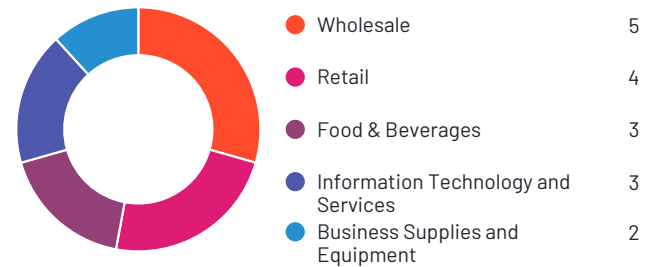
4.5 ★★★★★ (134)

APPSeCONNECT has been named a Niche product based on having a relatively low Satisfaction score and low Market Presence compared to the rest of the category. While they may have positive reviews, they do not have enough reviews to validate those ratings. 100% of users rated it 4 or 5 stars, 90% of users believe it is headed in the right direction, and users said they would be likely to recommend APPSeCONNECT at a rate of 91%. APPSeCONNECT is also in the SAP Store, E-Commerce Data Integration, API Management, Electronic Data Interchange (EDI), Embedded Integration Platforms, and Workflow Management categories.


Satisfaction Ratings



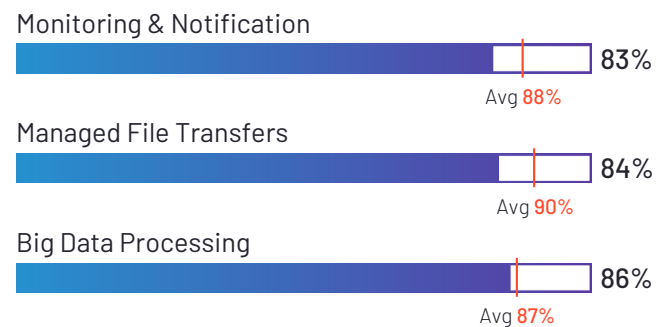
Top Industries Represented



Highest-Rated Features



Lowest-Rated Features



Ownership
APPSeCONNECT Corp



HQ Location
Frisco, Texas



Year Founded
2022



Employees (Listed On LinkedIn)
96



Company Website
appseconnect.com

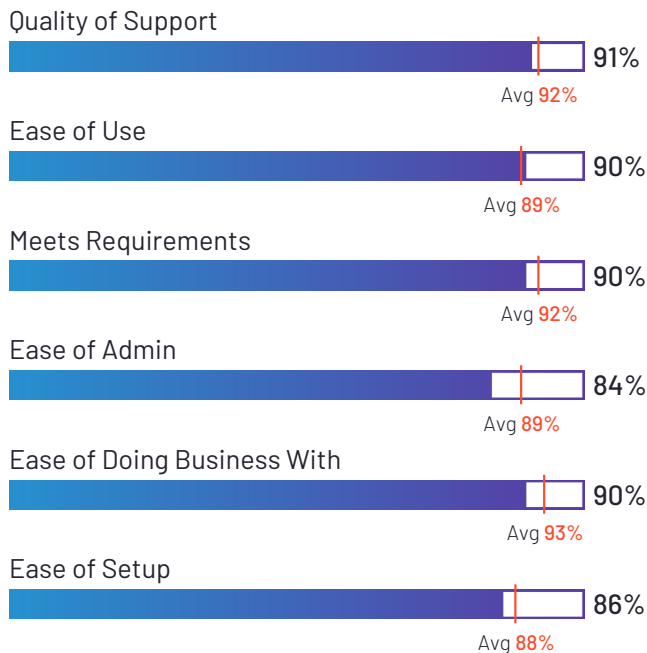


Talend Cloud Data Integration

4.3 ★★★★★ (105)

Talend Cloud Data Integration has been named a Niche product based on having a relatively low Satisfaction score and low Market Presence compared to the rest of the category. While they may have positive reviews, they do not have enough reviews to validate those ratings. 94% of users rated it 4 or 5 stars, 84% of users believe it is headed in the right direction, and users said they would be likely to recommend Talend Cloud Data Integration at a rate of 88%. Talend Cloud Data Integration is also in the ETL Tools and Big Data Integration Platforms categories.

Satisfaction Ratings



Top Industries Represented



Ownership
Qlik



HQ Location
Radnor, PA



Year Founded
1993



Employees (Listed On LinkedIn)
4,446



Company Website
www.qlik.com

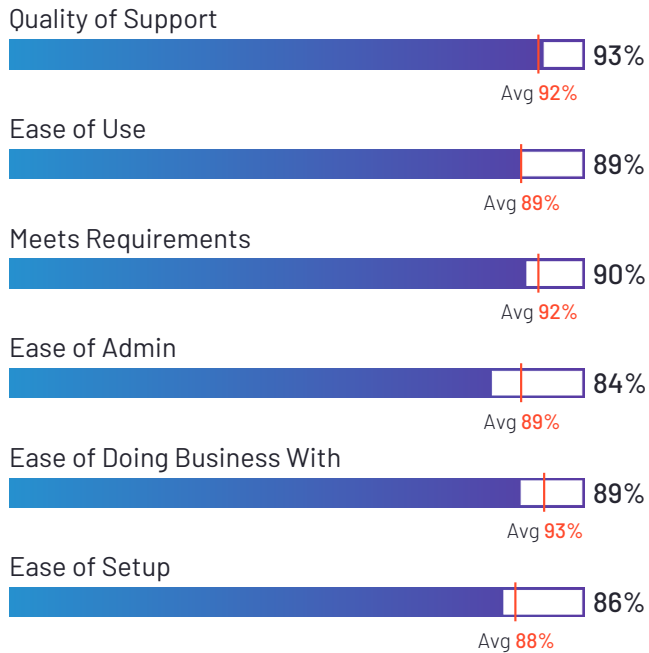


Unito

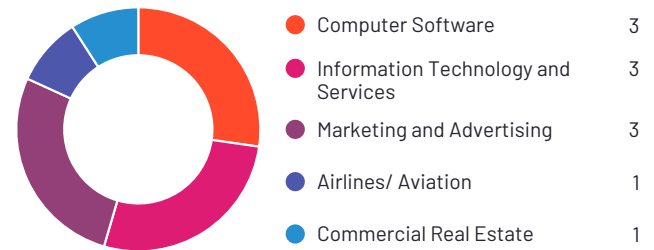
4.5 ★★★★★ (90)

Unito has been named a Niche product based on having a relatively low Satisfaction score and low Market Presence compared to the rest of the category. While they may have positive reviews, they do not have enough reviews to validate those ratings. 100% of users rated it 4 or 5 stars, 100% of users believe it is headed in the right direction, and users said they would be likely to recommend Unito at a rate of 92%. Unito is also in the Productivity Bots and Workflow Management categories.

Satisfaction Ratings



Top Industries Represented



Ownership
Unito.io



HQ Location
Montreal, Quebec



Year Founded
2015



Employees (Listed On LinkedIn)
68



Company Website
unito.io

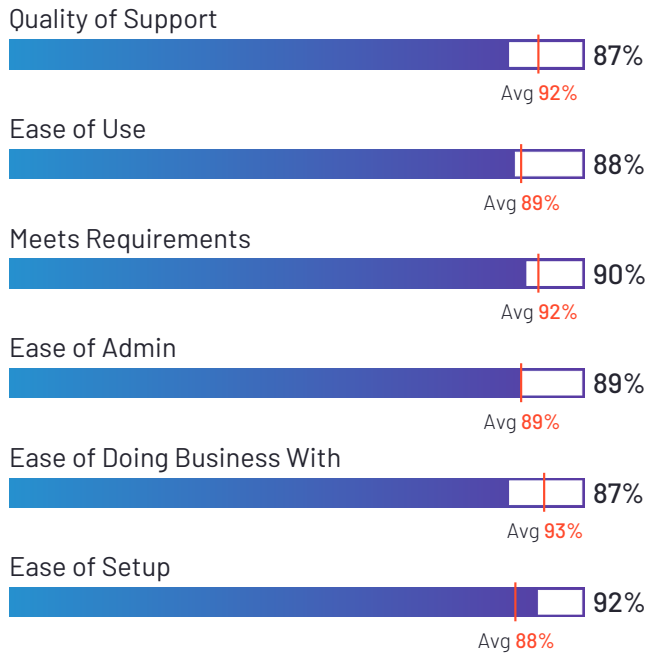


Alteryx Designer Cloud


4.4 ★★★★★ (165)

Alteryx Designer Cloud has been named a Niche product based on having a relatively low Satisfaction score and low Market Presence compared to the rest of the category. While they may have positive reviews, they do not have enough reviews to validate those ratings. 98% of users rated it 4 or 5 stars, 88% of users believe it is headed in the right direction, and users said they would be likely to recommend Alteryx Designer Cloud at a rate of 89%. Alteryx Designer Cloud is also in the Data Preparation, ETL Tools, and Data Quality categories.

Satisfaction Ratings



Top Industries Represented



Ownership
Alteryx



HQ Location
Irvine, CA



Year Founded
1997



Employees (Listed On LinkedIn)
2,282



Company Website
alteryx.com

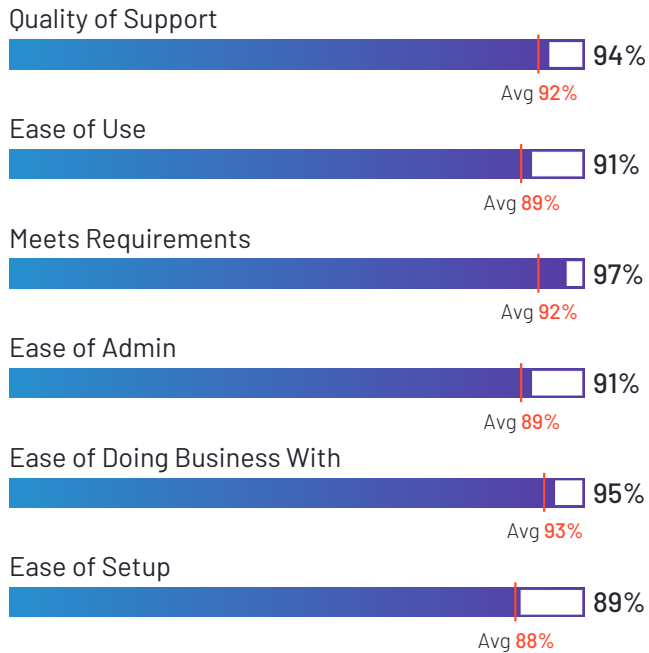


CiraSync

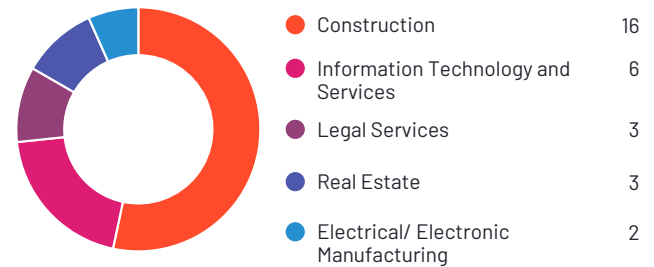
4.6 ★★★★★ (150)

CiraSync has been named a Niche product based on having a relatively low Satisfaction score and low Market Presence compared to the rest of the category. While they may have positive reviews, they do not have enough reviews to validate those ratings. 95% of users rated it 4 or 5 stars, 90% of users believe it is headed in the right direction, and users said they would be likely to recommend CiraSync at a rate of 91%. CiraSync is also in the Calendar category.


Satisfaction Ratings



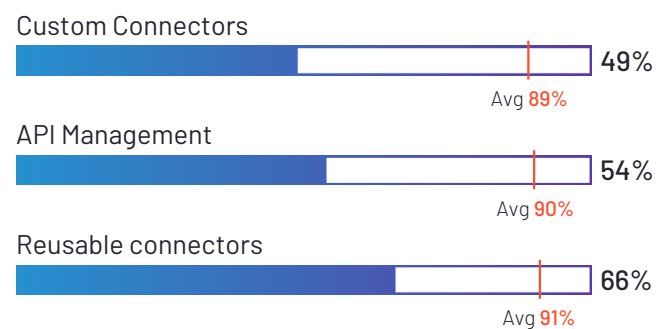
Top Industries Represented



Highest-Rated Features



Lowest-Rated Features



Ownership
CiraApps Ltd



HQ Location
San Jose, California



Year Founded
2016



Employees (Listed On LinkedIn)
50



Company Website
cirasync.com

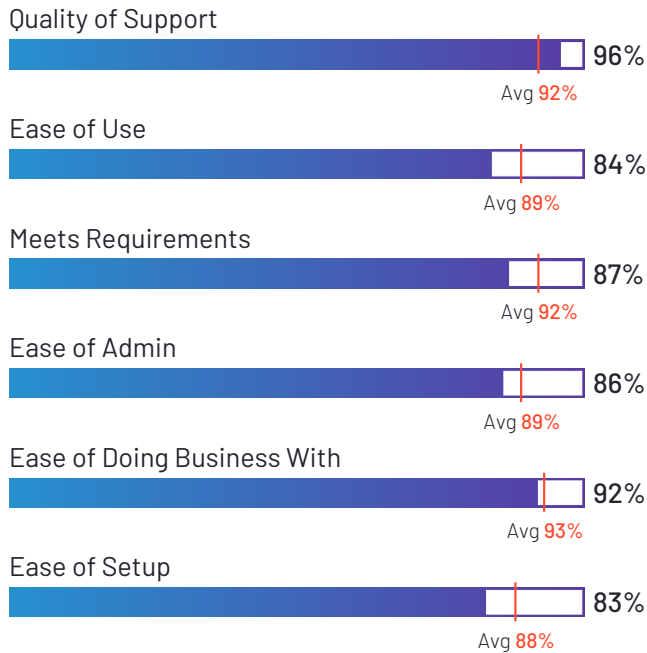


Integrate.io

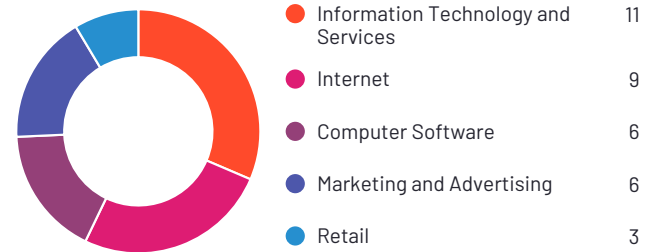
4.3 ★★★★★ (208)

Integrate.io has been named a Niche product based on having a relatively low Satisfaction score and low Market Presence compared to the rest of the category. While they may have positive reviews, they do not have enough reviews to validate those ratings. 100% of users rated it 4 or 5 stars, 94% of users believe it is headed in the right direction, and users said they would be likely to recommend Integrate.io at a rate of 90%. Integrate.io is also in the Data Observability, Reverse ETL, Data Replication, Big Data Integration Platforms, E-Commerce Data Integration, and ETL Tools categories.

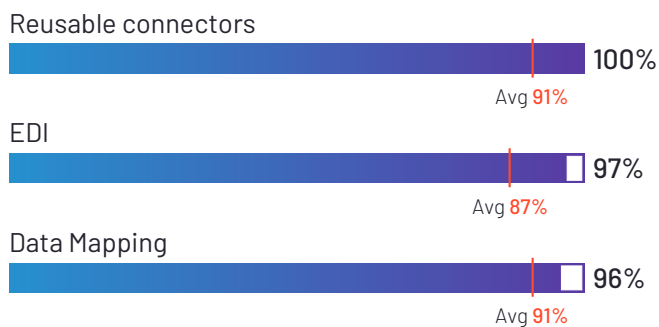
Satisfaction Ratings



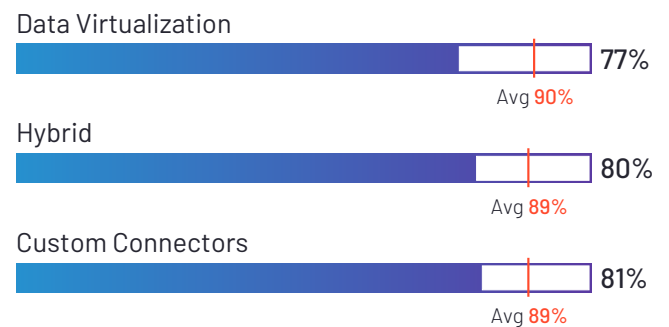
Top Industries Represented



Highest-Rated Features



Lowest-Rated Features



Ownership
Integrate.io



HQ Location
San Francisco, CA



Year Founded
2012



Employees (Listed On LinkedIn)
27



Company Website
integrate.io

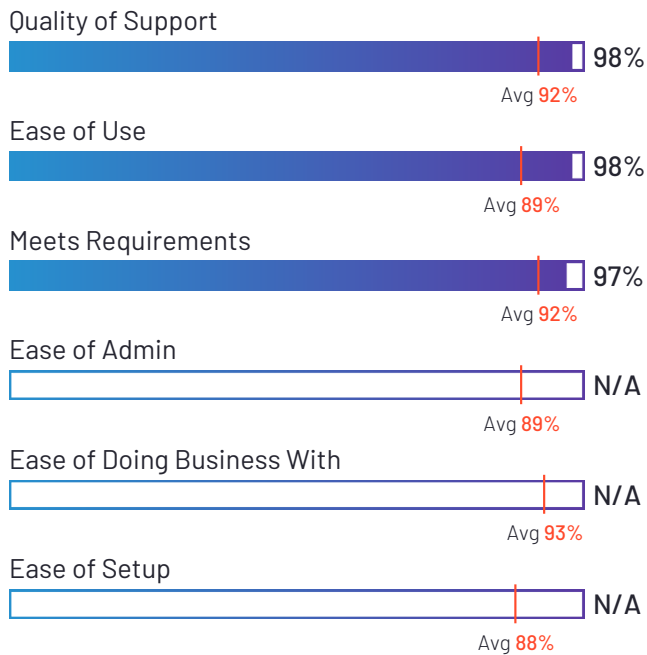


Dataddo

4.7 ★★★★★ (184)

Dataddo has been named a Niche product based on having a relatively low Satisfaction score and low Market Presence compared to the rest of the category. While they may have positive reviews, they do not have enough reviews to validate those ratings. 100% of users rated it 4 or 5 stars, 100% of users believe it is headed in the right direction, and users said they would be likely to recommend Dataddo at a rate of 98%. Dataddo is also in the Data Extraction, ETL Tools, Big Data Integration Platforms, E-Commerce Data Integration, and Data Replication categories.

Satisfaction Ratings



Top Industries Represented



*N/A is displayed when fewer than five responses were received for the question.



Ownership
Dataddo



HQ Location
Praha 8, CZ



Year Founded
2015



Employees (Listed On LinkedIn)
21



Company Website
dataddo.com

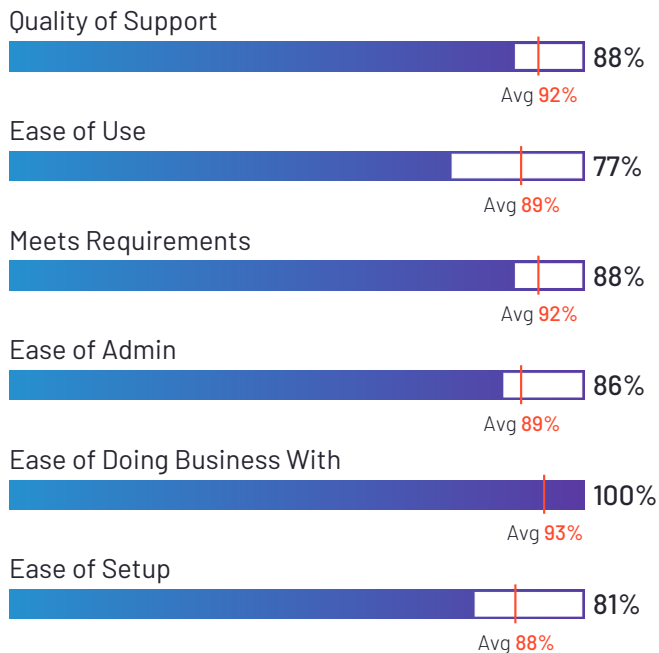
TeamDynamix

iPaaS with ITPA

4.0 ★★★★★☆ (13)

iPaaS with ITPA has been named a Niche product based on having a relatively low Satisfaction score and low Market Presence compared to the rest of the category. While they may have positive reviews, they do not have enough reviews to validate those ratings. 92% of users rated it 4 or 5 stars, 77% of users believe it is headed in the right direction, and users said they would be likely to recommend iPaaS with ITPA at a rate of 80%.

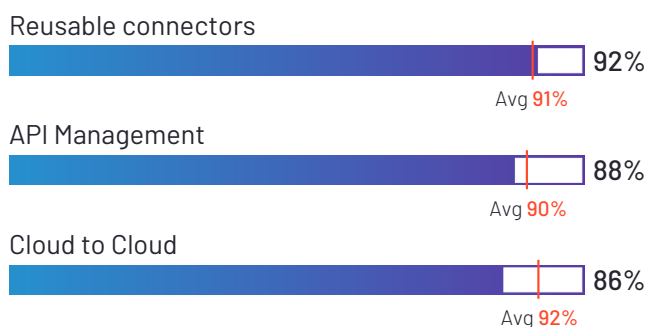
Satisfaction Ratings



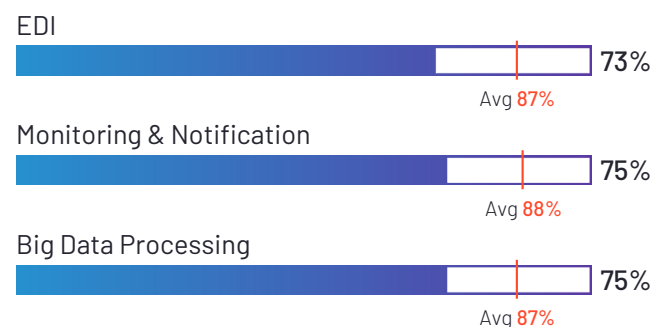
Top Industries Represented



Highest-Rated Features



Lowest-Rated Features



Ownership
TeamDynamix



HQ Location
Columbus, Ohio



Year Founded
2001



Employees (Listed On LinkedIn)
155



Company Website
teamdynamix.com

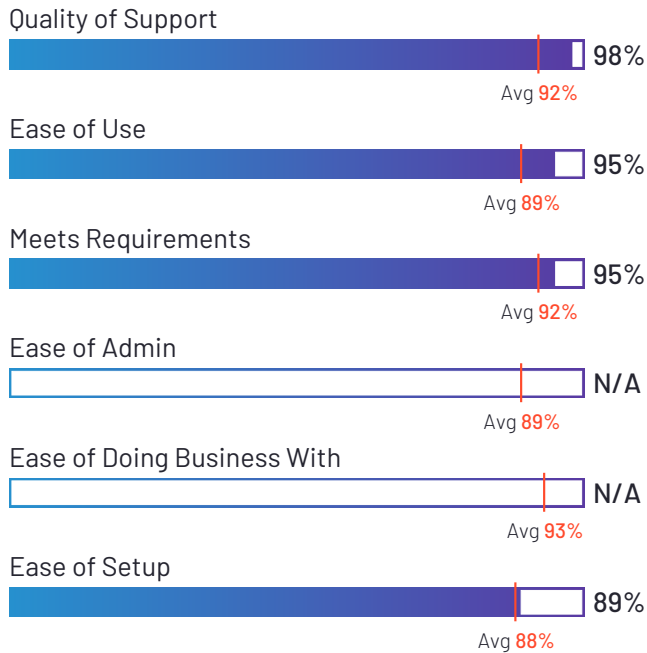


Keboola

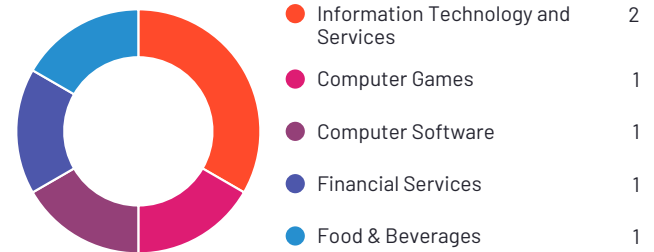
4.6 ★★★★★ (136)

Keboola has been named a Niche product based on having a relatively low Satisfaction score and low Market Presence compared to the rest of the category. While they may have positive reviews, they do not have enough reviews to validate those ratings. 100% of users rated it 4 or 5 stars, 100% of users believe it is headed in the right direction, and users said they would be likely to recommend Keboola at a rate of 96%. Keboola is also in the DataOps Platforms, Data Replication, Data Extraction, Big Data Integration Platforms, ETL Tools, Data Management Platform (DMP), Big Data Analytics, and Data Warehouse categories.

Satisfaction Ratings



Top Industries Represented



*N/A is displayed when fewer than five responses were received for the question.



Ownership
Keboola



HQ Location
Prague



Year Founded
2008



Employees (Listed On LinkedIn)
104



Company Website
keboola.com

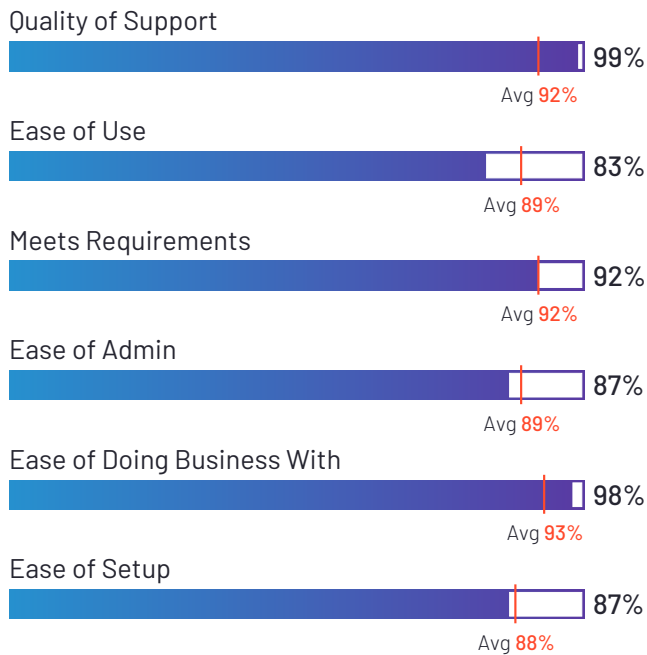


Central

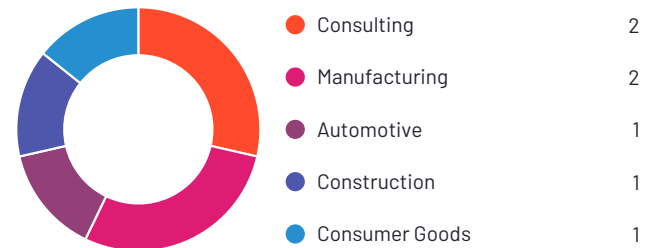
4.7 ★★★★★ (11)

Central has been named a Niche product based on having a relatively low Satisfaction score and low Market Presence compared to the rest of the category. While they may have positive reviews, they do not have enough reviews to validate those ratings. 100% of users rated it 4 or 5 stars, 100% of users believe it is headed in the right direction, and users said they would be likely to recommend Central at a rate of 95%.


Satisfaction Ratings



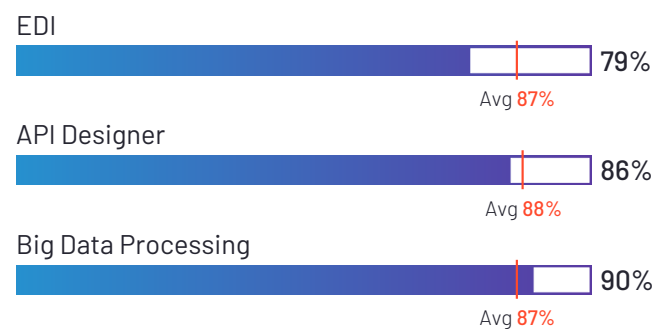
Top Industries Represented



Highest-Rated Features



Lowest-Rated Features



Ownership
TeamCentral



HQ Location
Dayton, US



Year Founded
2017



Employees (Listed On LinkedIn)
17



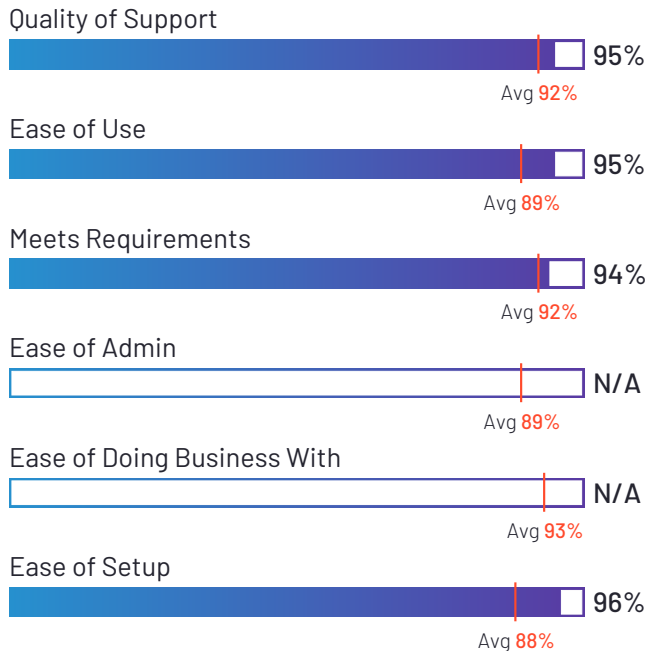
Company Website
teamcentral.ai

eZintegrations™

4.7 ★★★★★ (27)

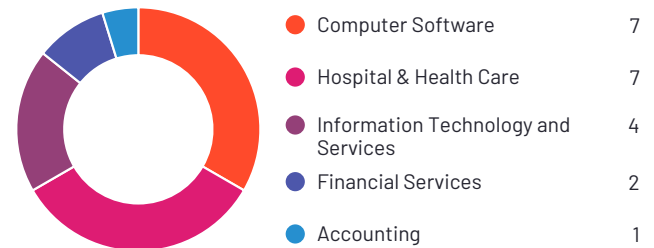
eZintegrations has been named a Niche product based on having a relatively low Satisfaction score and low Market Presence compared to the rest of the category. While they may have positive reviews, they do not have enough reviews to validate those ratings. 100% of users rated it 4 or 5 stars, 100% of users believe it is headed in the right direction, and users said they would be likely to recommend eZintegrations at a rate of 94%.

Satisfaction Ratings

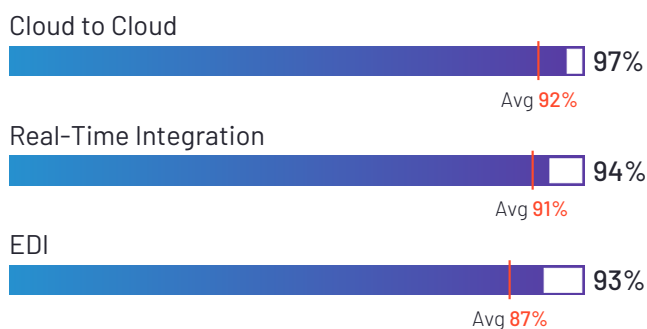


*N/A is displayed when fewer than five responses were received for the question.

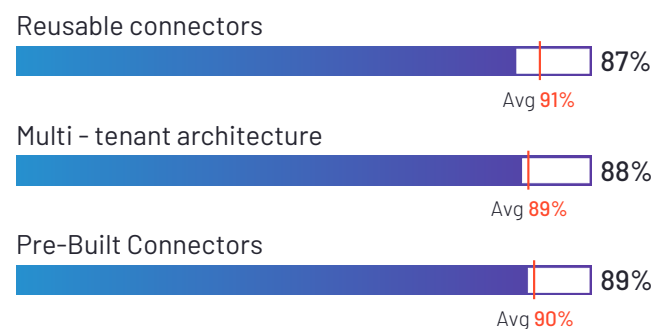
Top Industries Represented



Highest-Rated Features



Lowest-Rated Features



Ownership
Bizdata, Inc



HQ Location
Wilmington, US



Year Founded
2019



Employees (Listed On LinkedIn)
58



Company Website
bizdata360.com

**enosix**

enosix

4.7 ★★★★★ (10)

enosix has been named a Niche product based on having a relatively low Satisfaction score and low Market Presence compared to the rest of the category. While they may have positive reviews, they do not have enough reviews to validate those ratings. 100% of users rated it 4 or 5 stars, 86% of users believe it is headed in the right direction, and users said they would be likely to recommend enosix at a rate of 94%. enosix is also in the ETL Tools and SAP Store categories.

Satisfaction Ratings

Quality of Support



Ease of Use



Meets Requirements



Ease of Admin



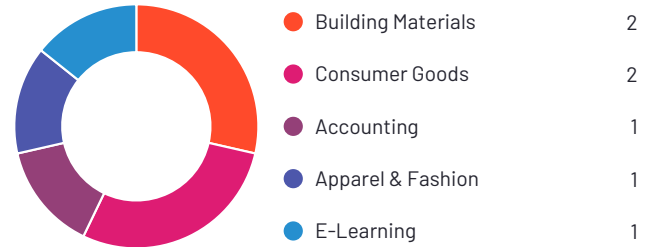
Ease of Doing Business With



Ease of Setup



Top Industries Represented



*N/A is displayed when fewer than five responses were received for the question.



Ownership
enosix



HQ Location
Cincinnati, US



Year Founded
2014



**Employees (Listed
On LinkedIn)**
53



Company Website
www.enosix.com

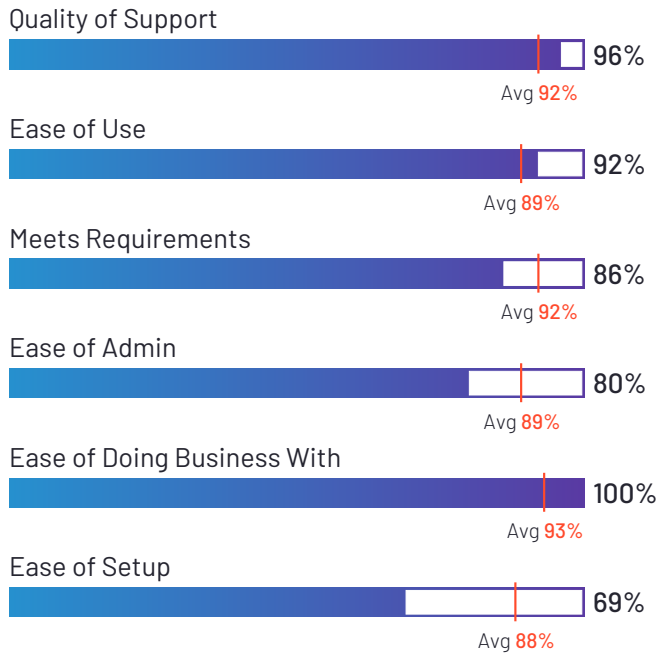


Cinchy

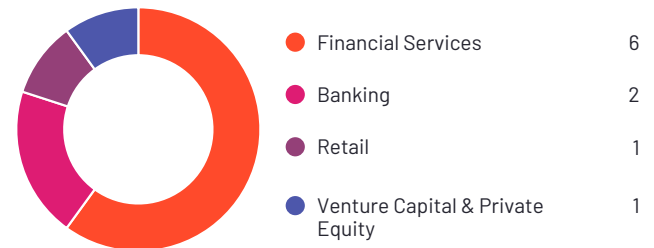
4.8 ★★★★★ (19)

Cinchy has been named a Niche product based on having a relatively low Satisfaction score and low Market Presence compared to the rest of the category. While they may have positive reviews, they do not have enough reviews to validate those ratings. 100% of users rated it 4 or 5 stars, 100% of users believe it is headed in the right direction, and users said they would be likely to recommend Cinchy at a rate of 96%. Cinchy is also in the Data Fabric, Customer Data Platform (CDP), ETL Tools, Data Management Platform (DMP), On-Premise Data Integration, Data Management Software, and DataOps Platforms categories.

Satisfaction Ratings



Top Industries Represented



Ownership
Cinchy



HQ Location
Toronto, ON



Year Founded
2017



Employees (Listed On LinkedIn)
41



Company Website
cinchy.com

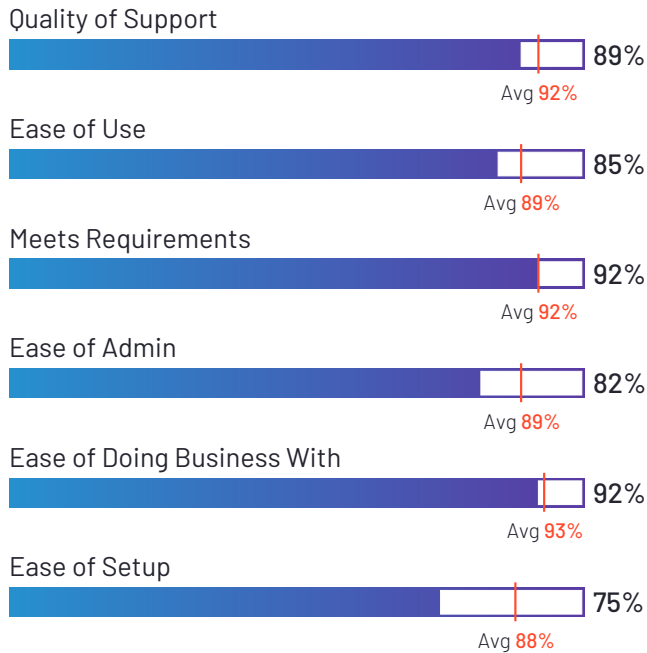


Omatic Software


4.6 ★★★★★ (114)

Omatic Software has been named a Niche product based on having a relatively low Satisfaction score and low Market Presence compared to the rest of the category. While they may have positive reviews, they do not have enough reviews to validate those ratings. 100% of users rated it 4 or 5 stars, 82% of users believe it is headed in the right direction, and users said they would be likely to recommend Omatic Software at a rate of 93%. Omatic Software is also in the On-Premise Data Integration, Fundraising, Nonprofit Accounting, and Nonprofit CRM categories.

Satisfaction Ratings



Top Industries Represented



Ownership
Omatic Software



HQ Location
Mt Pleasant, SC



Year Founded
2002



Employees (Listed On LinkedIn)
106



Company Website
omaticsoftware.com

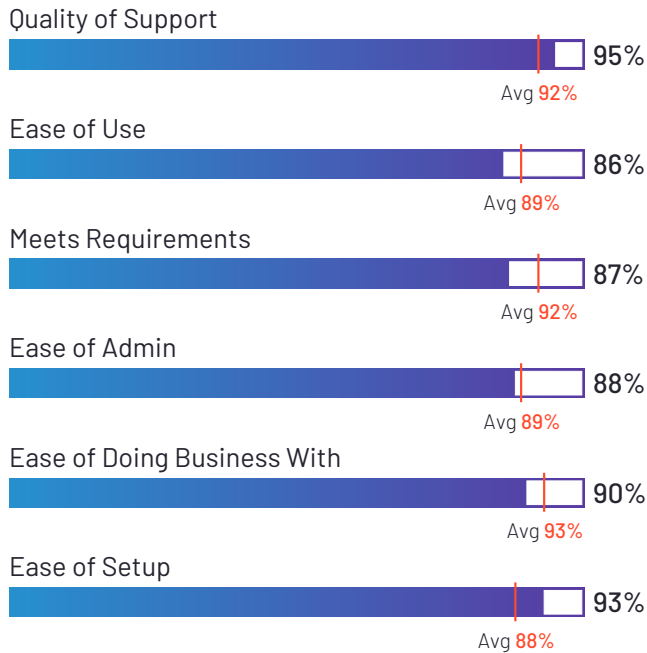


ibi Omni-Gen

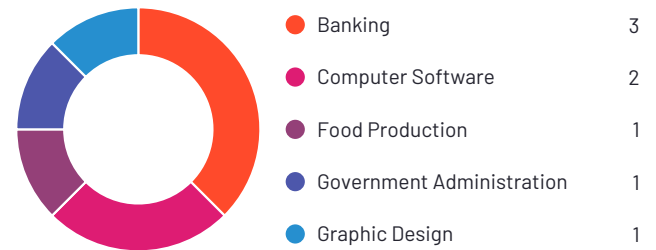
3.8 ★★★★★☆ (22)

ibi Omni-Gen has been named a Niche product based on having a relatively low Satisfaction score and low Market Presence compared to the rest of the category. While they may have positive reviews, they do not have enough reviews to validate those ratings. 80% of users rated it 4 or 5 stars, 75% of users believe it is headed in the right direction, and users said they would be likely to recommend TIBCO Omni-Gen at a rate of 80%. TIBCO Omni-Gen is also in the Big Data Integration Platforms, On-Premise Data Integration, and Data Quality categories.

Satisfaction Ratings



Top Industries Represented



Ownership
ibi



HQ Location
Fort Lauderdale, FL



Year Founded
1975



Employees (Listed On LinkedIn)
888



Company Website
www.ibi.com

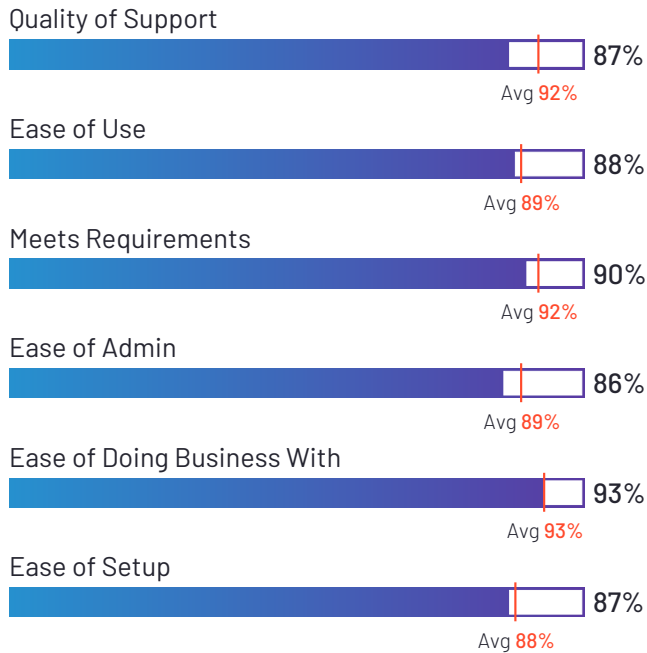


Peregrine Connect


4.4 ★★★★★ (97)

Peregrine Connect has been named a Niche product based on having a relatively low Satisfaction score and low Market Presence compared to the rest of the category. While they may have positive reviews, they do not have enough reviews to validate those ratings. 96% of users rated it 4 or 5 stars, 89% of users believe it is headed in the right direction, and users said they would be likely to recommend Peregrine Connect at a rate of 89%. Peregrine Connect is also in the Data Mapping, Enterprise Service Bus (ESB), On-Premise Data Integration, Big Data Integration Platforms, and No-Code Development Platforms categories.

Satisfaction Ratings



Top Industries Represented



Ownership
Peregrine



HQ Location
Irvine, California



Employees (Listed On LinkedIn)

4



Company Website
peregrineconnect.com

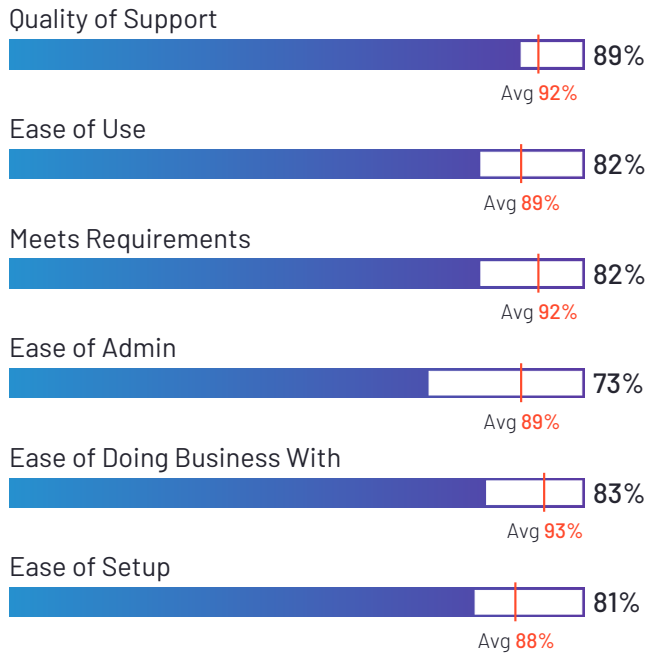


Adeptia Connect

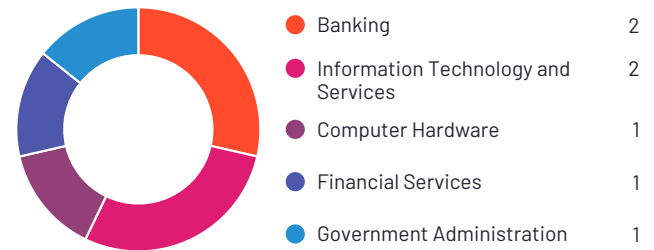
4.2 ★★★★★ (19)

Adeptia Connect has been named a Niche product based on having a relatively low Satisfaction score and low Market Presence compared to the rest of the category. While they may have positive reviews, they do not have enough reviews to validate those ratings. 91% of users rated it 4 or 5 stars, 73% of users believe it is headed in the right direction, and users said they would be likely to recommend Adeptia Connect at a rate of 82%. Adeptia Connect is also in the Data Exchange Platforms, Data Mapping, Enterprise Service Bus (ESB), E-Commerce Data Integration, ETL Tools, and Electronic Data Interchange (EDI) categories.

Satisfaction Ratings



Top Industries Represented



Ownership
Adeptia



HQ Location
Chicago, IL



Year Founded
2000



Employees (Listed On LinkedIn)
204



Company Website
adeptia.com

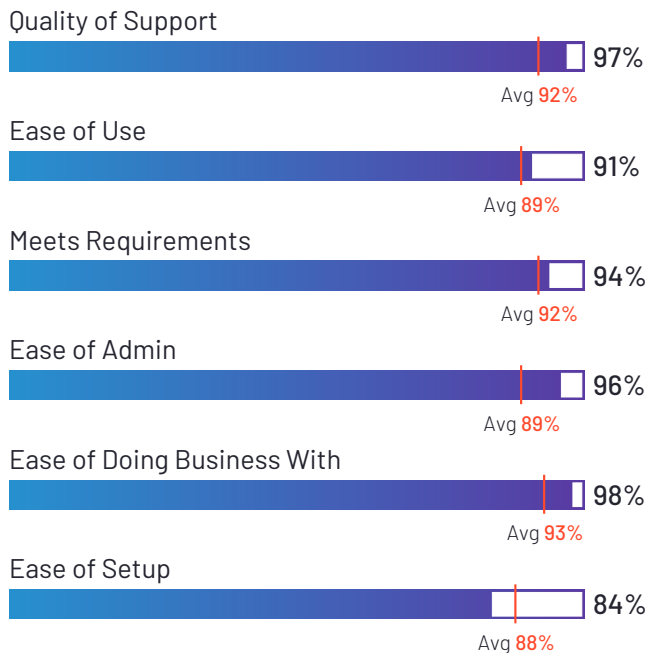


Polytomic

4.8 ★★★★★ (47)

Polytomic has been named a Niche product based on having a relatively low Satisfaction score and low Market Presence compared to the rest of the category. While they may have positive reviews, they do not have enough reviews to validate those ratings. 100% of users rated it 4 or 5 stars, 100% of users believe it is headed in the right direction, and users said they would be likely to recommend Polytomic at a rate of 92%. Polytomic is also in the Reverse ETL and ETL Tools categories.

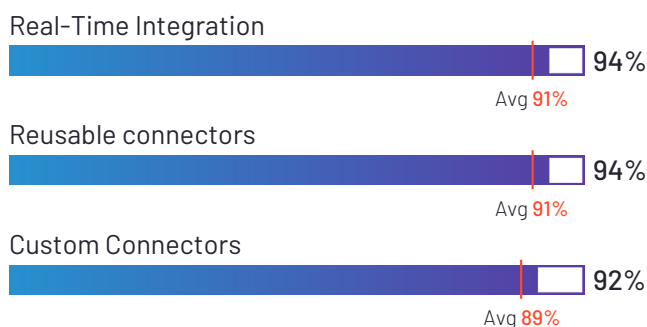
Satisfaction Ratings



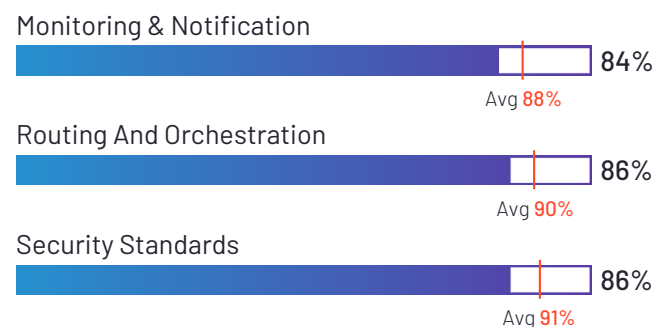
Top Industries Represented



Highest-Rated Features



Lowest-Rated Features



Ownership
Polytomic



HQ Location
San Francisco,
California



Year Founded
2019



**Employees (Listed
On LinkedIn)**
10



Company Website
polytomic.com

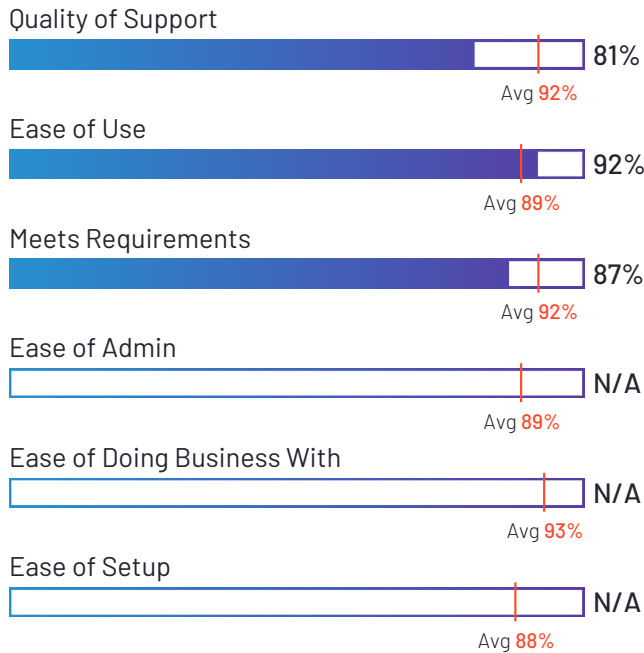


Apiway

4.5 ★★★★★ (11)

Apiway has been named a Niche product based on having a relatively low Satisfaction score and low Market Presence compared to the rest of the category. While they may have positive reviews, they do not have enough reviews to validate those ratings. 91% of users rated it 4 or 5 stars, 100% of users believe it is headed in the right direction, and users said they would be likely to recommend Apiway at a rate of 89%.

Satisfaction Ratings



Top Industries Represented



*N/A is displayed when fewer than five responses were received for the question.



Ownership
Apiway



Year Founded
2018



Employees (Listed On LinkedIn)
14



Company Website
apiway.ai

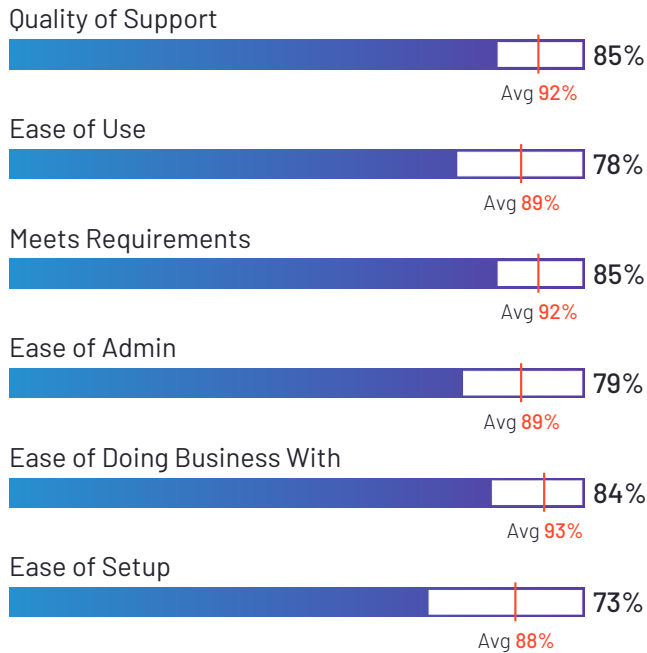


SyncApps

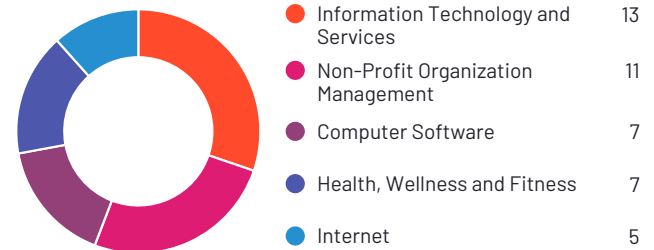
4.2 ★★★★★ (128)

SyncApps has been named a Niche product based on having a relatively low Satisfaction score and low Market Presence compared to the rest of the category. While they may have positive reviews, they do not have enough reviews to validate those ratings. 84% of users rated it 4 or 5 stars, 77% of users believe it is headed in the right direction, and users said they would be likely to recommend SyncApps at a rate of 83%. SyncApps is also in the E-Commerce Data Integration and On-Premise Data Integration categories.

Satisfaction Ratings



Top Industries Represented



Ownership
Cazoomi



HQ Location
San Francisco, CA



Year Founded
2009



Employees (Listed On LinkedIn)
4



Company Website
cazoomi.com

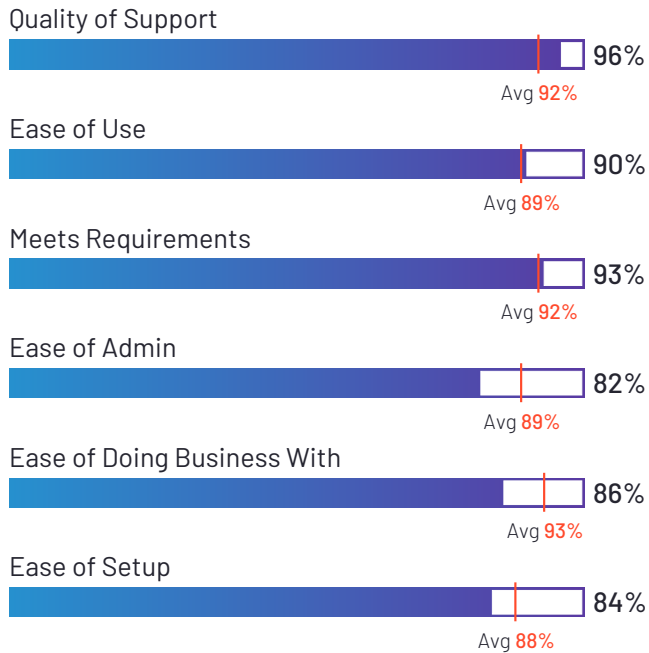


Warewolf

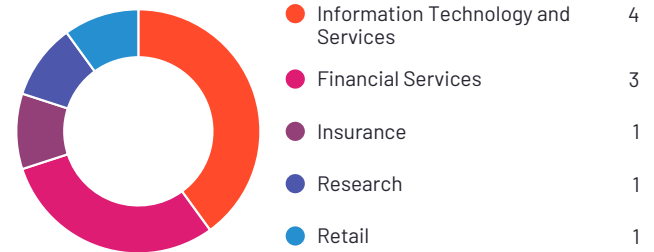
4.6 ★★★★★ (12)

Warewolf has been named a Niche product based on having a relatively low Satisfaction score and low Market Presence compared to the rest of the category. While they may have positive reviews, they do not have enough reviews to validate those ratings. 90% of users rated it 4 or 5 stars, 89% of users believe it is headed in the right direction, and users said they would be likely to recommend Warewolf at a rate of 91%.

Satisfaction Ratings



Top Industries Represented



Ownership
Warewolf



HQ Location
Dublin, Ireland



Employees (Listed On LinkedIn)

1



Company Website
warewolf.io

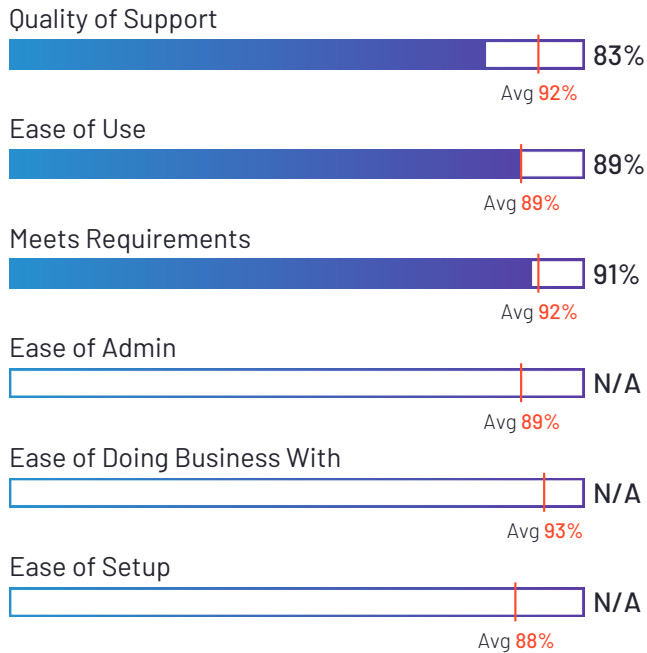


Alumio

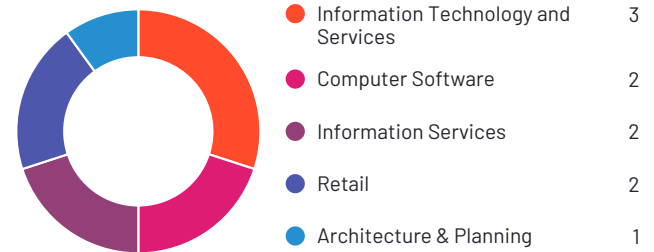
4.2 ★★★★★ (12)

Alumio has been named a Niche product based on having a relatively low Satisfaction score and low Market Presence compared to the rest of the category. While they may have positive reviews, they do not have enough reviews to validate those ratings. 83% of users rated it 4 or 5 stars, 75% of users believe it is headed in the right direction, and users said they would be likely to recommend Alumio at a rate of 84%.

Satisfaction Ratings



Top Industries Represented



*N/A is displayed when fewer than five responses were received for the question.



Ownership
Alumio



HQ Location
Groningen,
Netherlands



Year Founded
2016



**Employees (Listed
On LinkedIn)**
49



Company Website
www.alumio.com

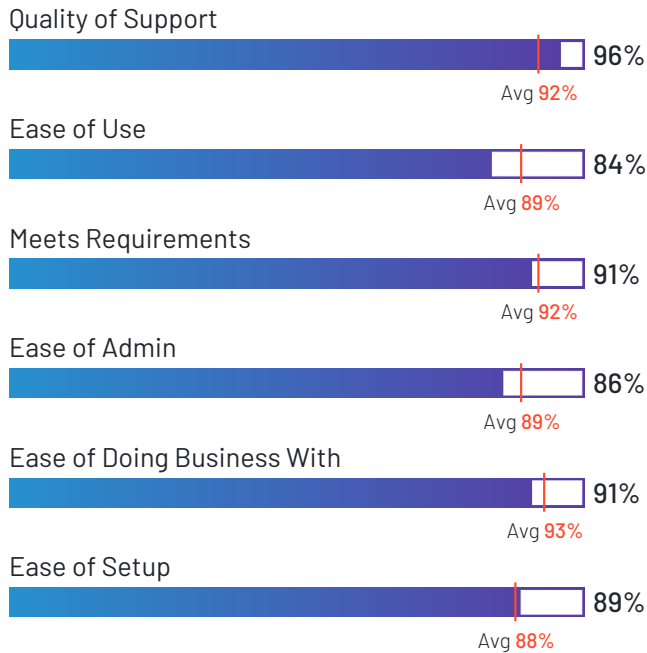


Momentum

4.6 ★★★★★ (102)

Momentum has been named a Niche product based on having a relatively low Satisfaction score and low Market Presence compared to the rest of the category. While they may have positive reviews, they do not have enough reviews to validate those ratings. 100% of users rated it 4 or 5 stars, 71% of users believe it is headed in the right direction, and users said they would be likely to recommend Momentum at a rate of 93%. Momentum is also in the Conversation Intelligence, AI Orchestration, AI Agents For Business Operations, Proactive Customer Retention, Digital Process Automation (DPA), Productivity Bots, Workflow Management, AI Agent Builders, AI Sales Assistant, Sales Performance Management, and Revenue Operations & Intelligence (RO&I) categories.

Satisfaction Ratings



Top Industries Represented



Ownership
Momentum



HQ Location
San Francisco, CA




Year Founded
2020



Employees (Listed On LinkedIn)
133



Company Website
momentum.io

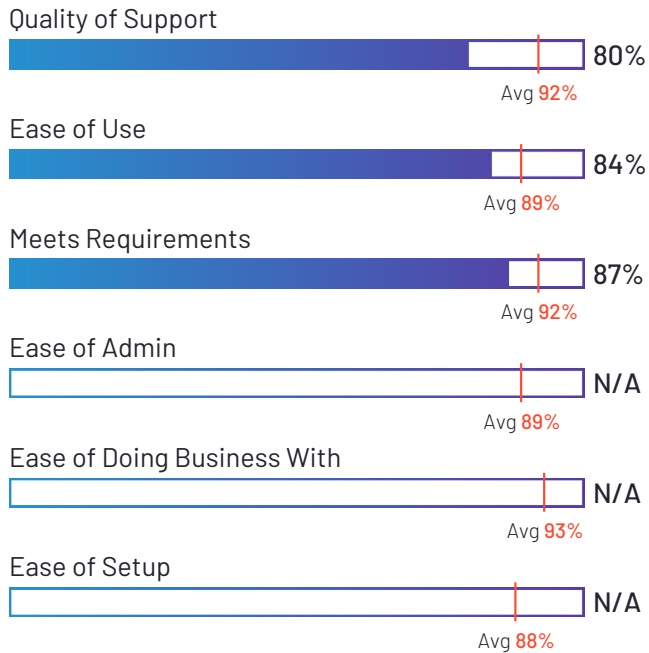


Linx

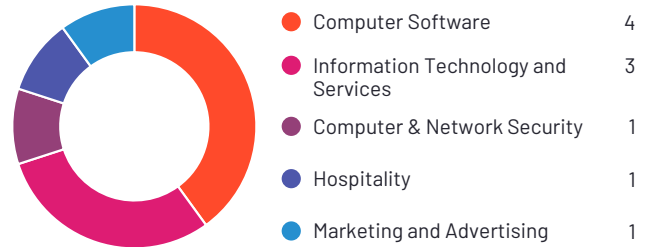
4.2 ★★★★★☆ (12)

Linx has been named a Niche product based on having a relatively low Satisfaction score and low Market Presence compared to the rest of the category. While they may have positive reviews, they do not have enough reviews to validate those ratings. 82% of users rated it 4 or 5 stars, 80% of users believe it is headed in the right direction, and users said they would be likely to recommend Linx at a rate of 85%.

Satisfaction Ratings



Top Industries Represented



*N/A is displayed when fewer than five responses were received for the question.



Ownership
Twenty57



HQ Location
Cape Town



Year Founded
2002



Employees (Listed On LinkedIn)
11



Company Website
twenty57.com



Roghnu

5.0 ★★★★★ (43)

Roghnu has been named a Niche product based on having a relatively low Satisfaction score and low Market Presence compared to the rest of the category. While they may have positive reviews, they do not have enough reviews to validate those ratings. 100% of users rated it 4 or 5 stars, 0% of users believe it is headed in the right direction, and users said they would be likely to recommend Roghnu at a rate of 99%. Roghnu is also in the Data Warehouse category.

Satisfaction Ratings

Quality of Support



Ease of Use



Meets Requirements



Ease of Admin



Ease of Doing Business With



Ease of Setup



Top Industries Represented



*N/A is displayed when fewer than five responses were received for the question.



Ownership
Roghnu



HQ Location
Tampa, Florida



Year Founded
2014



Employees (Listed On LinkedIn)
16



Company Website
www.roghnu.com

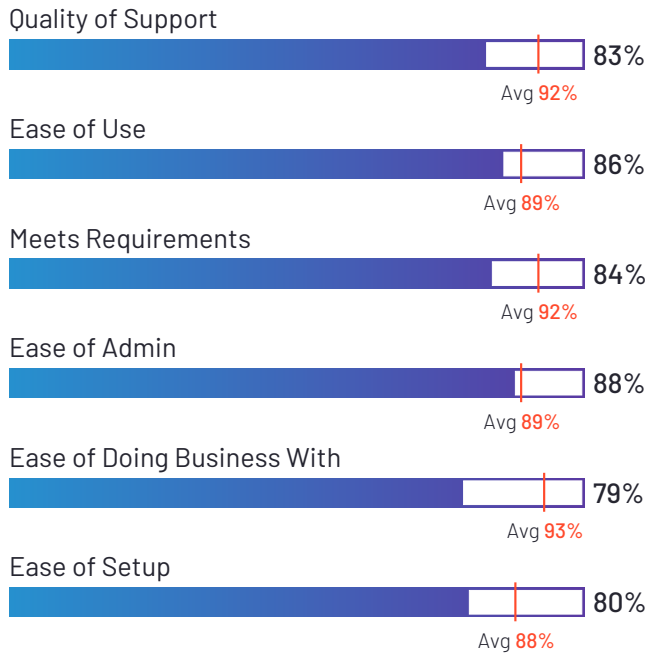


KonnektzIT

4.1 ★★★★★ (13)

KonnektzIT has been named a Niche product based on having a relatively low Satisfaction score and low Market Presence compared to the rest of the category. While they may have positive reviews, they do not have enough reviews to validate those ratings. 77% of users rated it 4 or 5 stars, 75% of users believe it is headed in the right direction, and users said they would be likely to recommend KonnektzIT at a rate of 82%.

Satisfaction Ratings



Top Industries Represented



Ownership
KonnektzIT



HQ Location
Tallinn, EE



Year Founded
2020



**Employees (Listed
On LinkedIn)**
5



Company Website
konnektzit.com

Satisfaction Ratings for iPaaS

G2 reviewers rated software sellers ability to satisfy their needs as shown in the table below.

	Satisfaction		Satisfaction by Category						Net Promoter Score (NPS)
	Likelihood to Recommend	Product Going in Right Direction?	Meets Requirements	Ease of Admin	Ease of Doing Business With	Quality of Support	Ease of Setup	Ease of Use	
Celigo	93%	94%	94%	91%	94%	91%	88%	90%	81
Zapier	90%	90%	91%	90%	90%	86%	89%	89%	69
Workato	94%	96%	92%	92%	96%	94%	91%	92%	84
Boomi	87%	91%	86%	88%	89%	86%	88%	89%	58
HubSpot Data Hub	90%	89%	88%	92%	93%	91%	88%	89%	65
DBSync Cloud Workflow	95%	91%	95%	90%	96%	97%	89%	91%	84
Albato	93%	98%	90%	92%	95%	94%	91%	90%	79
n8n	96%	95%	92%	83%	84%	87%	82%	85%	85
Boost.space	92%	96%	92%	80%	90%	92%	74%	76%	75
MuleSoft Anypoint Platform	90%	95%	90%	86%	90%	86%	89%	89%	69
ServiceNow Integration Hub	95%	100%	96%	97%	95%	97%	92%	95%	88
SnapLogic	86%	89%	86%	88%	89%	83%	89%	89%	51
Relay.app	98%	100%	90%	91%	97%	98%	95%	95%	98
Integrately	93%	99%	88%	93%	96%	95%	94%	94%	84
Activepieces	96%	99%	88%	93%	95%	93%	93%	92%	92
Patchworks	96%	100%	94%	92%	97%	93%	88%	91%	89
Superblocks	95%	99%	91%	95%	98%	97%	96%	95%	87
Business Integration Suite	92%	100%	97%	81%	94%	91%	82%	87%	85
Appy Pie	96%	91%	92%	95%	95%	96%	95%	96%	88

(Satisfaction Ratings for iPaaS continues on next page)

*N/A is displayed when fewer than five responses were received for the question.

**Net Promoter Score ranges from -100 to +100

Satisfaction Ratings for iPaaS (continued)

G2 reviewers rated software sellers ability to satisfy their needs as shown in the table below.

	Satisfaction		Satisfaction by Category						Net Promoter Score (NPS)
	Likelihood to Recommend	Product Going in Right Direction?	Meets Requirements	Ease of Admin	Ease of Doing Business With	Quality of Support	Ease of Setup	Ease of Use	
Frends	91%	90%	91%	90%	94%	92%	85%	90%	81
IFTTT	91%	85%	87%	94%	95%	91%	95%	93%	68
Prismatic	96%	98%	93%	94%	97%	97%	92%	90%	93
Files.com	93%	94%	99%	97%	99%	97%	98%	98%	85
Tines	97%	98%	95%	93%	97%	98%	94%	93%	93
Zluri	95%	100%	96%	94%	98%	99%	89%	94%	82
Flexspring	91%	93%	90%	89%	95%	95%	86%	88%	78
Whalesync	97%	100%	95%	91%	97%	98%	95%	94%	89
BURQ iPaaS	93%	85%	96%	90%	96%	99%	88%	94%	78
Flowgear	91%	99%	91%	86%	92%	91%	88%	89%	70
DataBlend	95%	92%	95%	87%	99%	97%	89%	90%	85
Pandium	94%	93%	93%	86%	98%	98%	86%	89%	84
ElectroNeek: RPA and AI Platform	96%	97%	95%	90%	96%	95%	98%	97%	92
klamp	99%	100%	100%	98%	100%	100%	100%	100%	100
Konnectify	98%	100%	97%	98%	100%	98%	96%	98%	95
Venn Technology	97%	100%	97%	98%	98%	98%	98%	98%	100
Hightouch	92%	96%	90%	91%	95%	94%	95%	95%	74
Recursyv	99%	96%	99%	95%	100%	100%	97%	97%	94
hotglue	98%	100%	92%	93%	99%	100%	93%	88%	96

(Satisfaction Ratings for iPaaS continues on next page)

*N/A is displayed when fewer than five responses were received for the question.

**Net Promoter Score ranges from -100 to +100



Satisfaction Ratings for iPaaS (continued)

G2 reviewers rated software sellers ability to satisfy their needs as shown in the table below.

	Satisfaction		Satisfaction by Category						Net Promoter Score (NPS)
	Likelihood to Recommend	Product Going in Right Direction?	Meets Requirements	Ease of Admin	Ease of Doing Business With	Quality of Support	Ease of Setup	Ease of Use	
Quickwork	97%	100%	98%	95%	100%	100%	93%	94%	92
ApiX-Drive	98%	100%	96%	N/A	99%	98%	95%	95%	95
Tavio	96%	97%	96%	90%	99%	97%	87%	92%	92
Census	93%	100%	91%	87%	90%	94%	90%	95%	82
Robocorp	93%	97%	92%	90%	90%	91%	91%	88%	86
Exalate	94%	95%	95%	87%	95%	96%	82%	88%	82
Alloy Automation	92%	100%	93%	95%	100%	99%	91%	92%	83
Skyvia	98%	98%	96%	92%	94%	94%	94%	93%	94
MindCloud	97%	93%	92%	94%	94%	92%	88%	92%	86
Martini	94%	94%	94%	92%	95%	94%	97%	93%	82
RudderStack	98%	100%	95%	99%	100%	96%	99%	96%	94
Cyclr	94%	94%	93%	87%	97%	98%	83%	86%	84
Nexla	93%	82%	87%	82%	88%	84%	81%	85%	91
Syncari	98%	100%	95%	89%	100%	98%	81%	83%	95
Iconduct	94%	97%	89%	87%	97%	94%	85%	86%	83
StarfishETL	94%	89%	94%	86%	98%	98%	80%	91%	80
IBM App Connect	87%	89%	90%	82%	80%	89%	79%	90%	62
IBM webMethods Integration	86%	85%	88%	82%	85%	83%	80%	85%	47
Azure Logic Apps	85%	85%	86%	86%	86%	85%	85%	84%	44

(Satisfaction Ratings for iPaaS continues on next page)

*N/A is displayed when fewer than five responses were received for the question.

**Net Promoter Score ranges from -100 to +100

Satisfaction Ratings for iPaaS (continued)

G2 reviewers rated software sellers ability to satisfy their needs as shown in the table below.

	Satisfaction		Satisfaction by Category						Net Promoter Score (NPS)
	Likelihood to Recommend	Product Going in Right Direction?	Meets Requirements	Ease of Admin	Ease of Doing Business With	Quality of Support	Ease of Setup	Ease of Use	
Jitterbit	91%	88%	92%	89%	92%	91%	86%	88%	74
TIBCO Integration (featuring Business Works and Flogo)	86%	81%	91%	85%	88%	88%	87%	87%	47
UiPath Agentic Automation	87%	91%	85%	81%	87%	92%	81%	86%	57
Informatica Cloud Data Integration	87%	87%	86%	86%	87%	83%	87%	86%	55
Oracle Integration	82%	91%	88%	88%	81%	76%	89%	87%	25
IBM webMethods API Management	84%	79%	89%	86%	84%	89%	82%	90%	37
IBM DataPower Gateway	86%	86%	95%	84%	90%	89%	71%	78%	60
Digibee	95%	98%	92%	91%	94%	92%	92%	92%	87
Make	94%	92%	93%	87%	94%	88%	85%	87%	79
SAP Integration Suite	86%	88%	87%	81%	85%	83%	84%	85%	51
Cleo	89%	87%	89%	84%	90%	89%	83%	85%	70
Control-M	84%	82%	87%	80%	87%	86%	77%	89%	51
IBM Cloud Pak for Integration	87%	100%	86%	N/A	N/A	88%	N/A	76%	60
Red Hat Fuse	87%	100%	90%	N/A	N/A	88%	N/A	82%	70
Tray.ai	91%	91%	91%	90%	90%	90%	85%	85%	77
Informatica API and Application Integration	89%	100%	89%	N/A	N/A	77%	N/A	86%	66
APPSeCONNECT	91%	90%	93%	84%	93%	95%	83%	86%	69
Talend Cloud Data Integration	88%	84%	90%	84%	90%	91%	86%	90%	55
Unito	92%	100%	90%	84%	89%	93%	86%	89%	66

(Satisfaction Ratings for iPaaS continues on next page)

*N/A is displayed when fewer than five responses were received for the question.

**Net Promoter Score ranges from -100 to +100

Satisfaction Ratings for iPaaS (continued)

G2 reviewers rated software sellers ability to satisfy their needs as shown in the table below.

	Satisfaction		Satisfaction by Category						Net Promoter Score (NPS)
	Likelihood to Recommend	Product Going in Right Direction?	Meets Requirements	Ease of Admin	Ease of Doing Business With	Quality of Support	Ease of Setup	Ease of Use	
Alteryx Designer Cloud	89%	88%	90%	89%	87%	87%	92%	88%	65
CiraSync	91%	90%	97%	91%	95%	94%	89%	91%	74
Integrate.io	90%	94%	87%	86%	92%	96%	83%	84%	66
Dataddo	98%	100%	97%	N/A	N/A	98%	N/A	98%	94
iPaaS with ITPA	80%	77%	88%	86%	100%	88%	81%	77%	46
Keboola	96%	100%	95%	N/A	N/A	98%	89%	95%	100
Central	95%	100%	92%	87%	98%	99%	87%	83%	81
eZintegrations	94%	100%	94%	N/A	N/A	95%	96%	95%	84
enosix	94%	86%	100%	N/A	N/A	98%	N/A	95%	100
Cinchy	96%	100%	86%	80%	100%	96%	69%	92%	100
Omatic Software	93%	82%	92%	82%	92%	89%	75%	85%	81
TIBCO Omni-Gen	80%	75%	87%	88%	90%	95%	93%	86%	30
Peregrine Connect	89%	89%	90%	86%	93%	87%	87%	88%	63
Adeptia Connect	82%	73%	82%	73%	83%	89%	81%	82%	27
Polytomic	92%	100%	94%	96%	98%	97%	84%	91%	72
Apiway	89%	100%	87%	N/A	N/A	81%	N/A	92%	63
SyncApps	83%	77%	85%	79%	84%	85%	73%	78%	42
Warewolf	91%	89%	93%	82%	86%	96%	84%	90%	70
Alumio	84%	N/A	91%	N/A	N/A	83%	N/A	89%	41

(Satisfaction Ratings for iPaaS continues on next page)

*N/A is displayed when fewer than five responses were received for the question.

**Net Promoter Score ranges from -100 to +100

Satisfaction Ratings for iPaaS (continued)

G2 reviewers rated software sellers ability to satisfy their needs as shown in the table below.

	Satisfaction		Satisfaction by Category						Net Promoter Score (NPS)
	Likelihood to Recommend	Product Going in Right Direction?	Meets Requirements	Ease of Admin	Ease of Doing Business With	Quality of Support	Ease of Setup	Ease of Use	
Momentum	93%	71%	91%	86%	91%	96%	89%	84%	76
Linx	85%	80%	87%	N/A	N/A	80%	N/A	84%	36
Roghnu	99%	N/A	N/A	N/A	99%	N/A	N/A	N/A	100
KonnectzIT	82%	75%	84%	88%	79%	83%	80%	86%	38
Average	92%	93%	92%	89%	93%	92%	88%	89%	75

*N/A is displayed when fewer than five responses were received for the question.

**Net Promoter Score ranges from -100 to +100

Feature Comparison for iPaaS

G2 users have evaluated the following products by feature. Feature ratings are representative of reviewers overall satisfaction with each feature and do not necessarily take into account the breadth of individual product features. The results are shown below.

Development

	Real-Time Integration	API Designer	Flow Designer	Pre-Built Connectors	Custom Connectors	Reusable connectors	Multi - tenant architecture
Celigo	93%	90%	95%	94%	93%	94%	91%
Zapier	91%	85%	90%	93%	87%	88%	83%
Workato	92%	86%	91%	90%	87%	92%	88%
Boomi	90%	90%	90%	93%	91%	95%	91%
HubSpot Data Hub	90%		88%	86%	84%	83%	84%
DBSync Cloud Workflow	94%	93%	93%	94%	95%	93%	94%
Albato	93%	88%	90%	88%	90%	92%	88%
n8n	90%	84%	92%	89%	87%	89%	80%
Boost.space	N/A	N/A	N/A	N/A	N/A	N/A	N/A
MuleSoft Anypoint Platform	91%	92%	91%	91%	88%	92%	91%
ServiceNow Integration Hub	95%	95%	98%	98%	93%	95%	90%
SnapLogic	85%	85%	88%	89%	83%	90%	86%
Relay.app	97%	84%	95%	91%	88%	93%	89%
Integrately	92%	94%	92%	94%	90%	94%	90%
Activepieces	93%	92%	96%	82%	90%	93%	84%
Patchworks	92%	90%	96%	90%	92%	92%	92%
Superblocks		N/A	N/A	N/A	N/A	N/A	N/A
Business Integration Suite	89%	84%	86%	86%	84%	88%	88%
Appy Pie	92%	94%	94%	92%	95%	93%	94%

(Feature Comparison for iPaaS continues on next page)

*N/A is displayed when fewer than five responses were received for the question.

**A blank box indicates that a seller has selected that they do not offer that feature.

Feature Comparison for iPaaS (continued)

G2 users have evaluated the following products by feature. Feature ratings are representative of reviewers overall satisfaction with each feature and do not necessarily take into account the breadth of individual product features. The results are shown below.

Development

	Real-Time Integration	API Designer	Flow Designer	Pre-Built Connectors	Custom Connectors	Reusable connectors	Multi - tenant architecture
Frends	88%	88%	89%	82%	85%	88%	83%
IFTTT	84%	N/A	N/A	N/A	N/A	N/A	N/A
Prismatic	94%		93%	90%	96%	96%	96%
Files.com	92%	73%	77%	94%	91%	93%	86%
Tines	100%	94%	97%	92%	99%	97%	100%
Zluri	95%	100%	100%	95%	95%	100%	95%
Flexspring	89%	85%	85%	88%	89%	86%	86%
Whalesync	99%	77%	92%	97%		99%	
BURQ iPaaS	98%		79%	88%	99%	91%	93%
Flowgear	91%	87%	90%	89%	85%	92%	88%
DataBlend	92%	92%	91%	92%	92%	93%	88%
Pandium	92%	88%	76%	87%	94%	90%	93%
ElectroNeek: RPA and AI Platform	92%	91%	92%	92%	91%	91%	91%
klamp	N/A	N/A	N/A	N/A	N/A	N/A	N/A
Konnectify	98%	97%	96%	94%	98%	98%	99%
Venn Technology	96%	98%	98%	96%	100%	98%	98%
Hightouch	98%	93%	93%	95%	91%	96%	91%
Recursyv	92%	81%	82%	95%	98%	90%	94%
hotglue	91%	93%		96%	91%	96%	98%

(Feature Comparison for iPaaS continues on next page)

*N/A is displayed when fewer than five responses were received for the question.

**A blank box indicates that a seller has selected that they do not offer that feature.

Feature Comparison for iPaaS (continued)

G2 users have evaluated the following products by feature. Feature ratings are representative of reviewers overall satisfaction with each feature and do not necessarily take into account the breadth of individual product features. The results are shown below.

Development

	Real-Time Integration	API Designer	Flow Designer	Pre-Built Connectors	Custom Connectors	Reusable connectors	Multi - tenant architecture
Quickwork	N/A	N/A	N/A	N/A	N/A	N/A	N/A
ApiX-Drive	94%	94%	94%	94%	92%	96%	96%
Tavio	93%	93%	92%	90%	98%	95%	94%
Census	N/A	N/A	N/A	94%	91%	94%	N/A
Robocorp	N/A	N/A	N/A	N/A	N/A	N/A	N/A
Exalate	N/A					N/A	
Alloy Automation	96%	91%	88%	91%	89%	91%	93%
Skyvia	94%	94%	94%	96%	94%	96%	91%
MindCloud	90%	84%	87%	81%	88%	87%	82%
Martini	94%	97%	95%	96%	92%	96%	97%
RudderStack	89%	N/A		N/A	N/A	N/A	
Cyclr	91%		89%	91%	87%	90%	90%
Nexla	N/A	N/A	N/A	N/A	N/A	N/A	N/A
Syncari	100%		96%	88%	71%	98%	
Iconduct	89%	N/A	N/A	N/A	N/A	N/A	N/A
StarfishETL	94%	97%	96%	94%	95%	96%	96%
IBM App Connect	92%	92%	92%	94%	92%	96%	95%
IBM webMethods Integration	89%	83%	83%	85%	83%	86%	86%
Azure Logic Apps	85%	83%	89%	88%	86%	82%	78%

(Feature Comparison for iPaaS continues on next page)

*N/A is displayed when fewer than five responses were received for the question.

**A blank box indicates that a seller has selected that they do not offer that feature.

Feature Comparison for iPaaS (continued)

G2 users have evaluated the following products by feature. Feature ratings are representative of reviewers overall satisfaction with each feature and do not necessarily take into account the breadth of individual product features. The results are shown below.

Development

	Real-Time Integration	API Designer	Flow Designer	Pre-Built Connectors	Custom Connectors	Reusable connectors	Multi - tenant architecture
Jitterbit	90%	86%	84%	82%	78%	86%	83%
TIBCO Integration (featuring Business Works and Flogo)	88%	90%	94%	91%	90%	92%	91%
UiPath Agentic Automation	85%	82%	87%	89%	85%	88%	86%
Informatica Cloud Data Integration	82%	79%	86%	84%	84%	90%	90%
Oracle Integration	88%	89%	87%	89%	88%	90%	83%
IBM webMethods API Management	N/A	N/A	N/A	N/A	N/A	N/A	N/A
IBM DataPower Gateway	93%	N/A	N/A	N/A	N/A	N/A	N/A
Digibee	94%	91%	93%	90%	84%	92%	92%
Make	92%	85%	92%	91%	89%	89%	83%
SAP Integration Suite	77%	68%	79%	79%	77%	71%	73%
Cleo	89%	89%	90%	88%	85%	90%	90%
Control-M	N/A		N/A	N/A	N/A	N/A	
IBM Cloud Pak for Integration	N/A	N/A	N/A	N/A	N/A	N/A	N/A
Red Hat Fuse	88%	86%	90%	86%	84%	81%	80%
Tray.ai	93%	86%	89%	87%	84%	93%	81%
Informatica API and Application Integration	N/A	N/A	N/A	N/A	N/A	N/A	N/A
APPSecCONNECT	93%	88%	92%	87%	93%	94%	91%
Talend Cloud Data Integration	94%	N/A	N/A	N/A	N/A	N/A	N/A
Unito	82%	N/A	N/A	N/A	N/A	N/A	N/A

(Feature Comparison for iPaaS continues on next page)

*N/A is displayed when fewer than five responses were received for the question.

**A blank box indicates that a seller has selected that they do not offer that feature.

Feature Comparison for iPaaS (continued)

G2 users have evaluated the following products by feature. Feature ratings are representative of reviewers overall satisfaction with each feature and do not necessarily take into account the breadth of individual product features. The results are shown below.

Development

	Real-Time Integration	API Designer	Flow Designer	Pre-Built Connectors	Custom Connectors	Reusable connectors	Multi - tenant architecture
Alteryx Designer Cloud	N/A	N/A	N/A	N/A	N/A	N/A	N/A
CiraSync	94%	69%	73%	85%	49%	66%	77%
Integrate.io	84%	90%	95%	95%	81%	100%	89%
Dataddo		N/A	N/A	N/A	N/A	N/A	N/A
iPaaS with ITPA	86%	81%	81%	86%	83%	92%	82%
Keboola	N/A	N/A	N/A	N/A	N/A	N/A	N/A
Central	94%	86%	94%	93%	91%	93%	96%
eZintegrations	94%	93%	92%	89%	89%	87%	88%
enosix	98%	N/A	N/A	N/A	N/A	N/A	N/A
Cinchy	N/A	N/A	N/A	N/A	N/A	N/A	N/A
Omatic Software	N/A	N/A	N/A	N/A	N/A	N/A	N/A
TIBCO Omni-Gen	N/A	N/A	N/A	N/A	N/A	N/A	N/A
Peregrine Connect	87%	N/A	N/A	N/A	N/A	N/A	N/A
Adeptia Connect	81%	N/A	N/A	N/A	N/A	N/A	N/A
Polytomic	94%	89%	89%	91%	92%	94%	89%
Apiway	N/A	N/A	N/A	N/A	N/A	N/A	N/A
SyncApps	80%	N/A	N/A	N/A	N/A	N/A	N/A
Warewolf	N/A	N/A	N/A	N/A	N/A	N/A	N/A
Alumio	N/A		N/A	N/A	N/A	N/A	N/A

(Feature Comparison for iPaaS continues on next page)

*N/A is displayed when fewer than five responses were received for the question.

**A blank box indicates that a seller has selected that they do not offer that feature.

Feature Comparison for iPaaS (continued)

G2 users have evaluated the following products by feature. Feature ratings are representative of reviewers overall satisfaction with each feature and do not necessarily take into account the breadth of individual product features. The results are shown below.

Development

	Real-Time Integration	API Designer	Flow Designer	Pre-Built Connectors	Custom Connectors	Reusable connectors	Multi - tenant architecture
Momentum	N/A		N/A	N/A	N/A	N/A	N/A
Linx	N/A	N/A	N/A	N/A	N/A	N/A	N/A
Roghnu	N/A	N/A	N/A	N/A	N/A	N/A	N/A
KonnectzIT	N/A	N/A	N/A	N/A	N/A	N/A	N/A
Average	91%	88%	90%	90%	89%	91%	89%

(Feature Comparison for iPaaS continues on next page)

*N/A is displayed when fewer than five responses were received for the question.

**A blank box indicates that a seller has selected that they do not offer that feature.

Feature Comparison for iPaaS (continued)

G2 users have evaluated the following products by feature. Feature ratings are representative of reviewers overall satisfaction with each feature and do not necessarily take into account the breadth of individual product features. The results are shown below.

Management

	Monitoring & Notification	Routing And Orchestration	Data Mapping	Data Transformation	API Management
Celigo	92%	92%	95%	93%	92%
Zapier	88%	88%	89%	89%	86%
Workato	88%	89%	90%	90%	90%
Boomi	90%	93%	95%	94%	90%
HubSpot Data Hub	90%	90%	88%	88%	85%
DBSync Cloud Workflow	92%	93%	93%	93%	93%
Albato	91%	89%	90%	88%	90%
n8n	84%	87%	87%	87%	87%
Boost.space	N/A	N/A	N/A	N/A	N/A
MuleSoft Anypoint Platform	92%	91%	90%	92%	95%
ServiceNow Integration Hub	95%	98%	N/A	93%	95%
SnapLogic	85%	88%	89%	90%	86%
Relay.app	92%	93%	94%	91%	87%
Integrately	90%	89%	93%	91%	92%
Activepieces	88%	89%	91%	89%	89%
Patchworks	87%	93%	95%	95%	93%
Superblocks	N/A	N/A	N/A	N/A	N/A
Business Integration Suite	89%	86%	91%	89%	88%
Appy Pie	95%	93%	94%	94%	94%

(Feature Comparison for iPaaS continues on next page)

*N/A is displayed when fewer than five responses were received for the question.

**A blank box indicates that a seller has selected that they do not offer that feature.

Feature Comparison for iPaaS (continued)

G2 users have evaluated the following products by feature. Feature ratings are representative of reviewers overall satisfaction with each feature and do not necessarily take into account the breadth of individual product features. The results are shown below.

Management

	Monitoring & Notification	Routing And Orchestration	Data Mapping	Data Transformation	API Management
Frends	84%	85%	78%	83%	85%
IFTTT	N/A	N/A	N/A	N/A	N/A
Prismatic	90%	92%	89%	91%	
Files.com	83%	82%	78%	78%	78%
Tines	97%	99%	95%	95%	93%
Zluri	100%	100%	94%	100%	100%
Flexspring	88%	88%	89%	89%	86%
Whalesync	97%	87%	99%	84%	79%
BURQ iPaaS	92%	92%	94%	94%	94%
Flowgear	86%	84%	90%	90%	90%
DataBlend	91%	90%	93%	93%	91%
Pandium	87%	94%	92%	93%	94%
ElectroNeek: RPA and AI Platform	89%	88%	88%	89%	93%
klamp	N/A	N/A	N/A	N/A	N/A
Konnectify	97%	95%	96%	98%	99%
Venn Technology	96%	96%	98%	96%	97%
Hightouch	88%	91%	93%	95%	
Recursyv	89%	97%	99%	99%	98%
hotglue	95%	93%	96%	100%	98%

(Feature Comparison for iPaaS continues on next page)

*N/A is displayed when fewer than five responses were received for the question.

**A blank box indicates that a seller has selected that they do not offer that feature.

Feature Comparison for iPaaS (continued)

G2 users have evaluated the following products by feature. Feature ratings are representative of reviewers overall satisfaction with each feature and do not necessarily take into account the breadth of individual product features. The results are shown below.

Management

	Monitoring & Notification	Routing And Orchestration	Data Mapping	Data Transformation	API Management
Quickwork	N/A	N/A	N/A	N/A	N/A
ApiX-Drive	94%	98%	98%	98%	98%
Tavio	90%	93%	96%	93%	98%
Census	89%	77%	94%	N/A	N/A
Robocorp	N/A	N/A	N/A	N/A	N/A
Exalate	93%	100%	93%	97%	
Alloy Automation	82%	91%	91%	94%	92%
Skyvia	92%	90%	94%	95%	94%
MindCloud	86%	88%	84%	86%	89%
Martini	93%	94%	97%	96%	99%
RudderStack	N/A	N/A	N/A	N/A	N/A
Cyclr	79%	86%	90%	86%	
Nexla	N/A	N/A	N/A	N/A	N/A
Syncari	96%	98%	100%	100%	N/A
Iconduct	N/A	N/A	N/A	N/A	N/A
StarfishETL	94%	95%	96%	96%	96%
IBM App Connect	94%	90%	91%	97%	93%
IBM webMethods Integration	85%	87%	88%	86%	85%
Azure Logic Apps	85%	82%	81%	85%	83%

(Feature Comparison for iPaaS continues on next page)

*N/A is displayed when fewer than five responses were received for the question.

**A blank box indicates that a seller has selected that they do not offer that feature.

Feature Comparison for iPaaS (continued)

G2 users have evaluated the following products by feature. Feature ratings are representative of reviewers overall satisfaction with each feature and do not necessarily take into account the breadth of individual product features. The results are shown below.

Management

	Monitoring & Notification	Routing And Orchestration	Data Mapping	Data Transformation	API Management
Jitterbit	80%	85%	88%	87%	84%
TIBCO Integration (featuring Business Works and Flogo)	86%	91%	91%	91%	92%
UiPath Agentic Automation	88%	90%	86%	88%	88%
Informatica Cloud Data Integration	85%	87%	87%	89%	81%
Oracle Integration	86%	92%	87%	90%	87%
IBM webMethods API Management	N/A	N/A	N/A	N/A	N/A
IBM DataPower Gateway	N/A	N/A	N/A	N/A	N/A
Digibee	84%	89%		91%	91%
Make	87%	88%	86%	87%	
SAP Integration Suite	71%	70%	73%	79%	73%
Cleo	89%	89%	90%	91%	93%
Control-M	N/A	N/A	N/A	N/A	N/A
IBM Cloud Pak for Integration	80%	N/A	N/A	N/A	N/A
Red Hat Fuse	84%	90%	90%	88%	88%
Tray.ai	83%	89%	84%	84%	81%
Informatica API and Application Integration	N/A	N/A	N/A	N/A	N/A
APPSseCONNECT	83%	92%	93%	95%	90%
Talend Cloud Data Integration	N/A	N/A	N/A	N/A	N/A
Unito			N/A	N/A	N/A

(Feature Comparison for iPaaS continues on next page)

*N/A is displayed when fewer than five responses were received for the question.

**A blank box indicates that a seller has selected that they do not offer that feature.

Feature Comparison for iPaaS (continued)

G2 users have evaluated the following products by feature. Feature ratings are representative of reviewers overall satisfaction with each feature and do not necessarily take into account the breadth of individual product features. The results are shown below.

Management

	Monitoring & Notification	Routing And Orchestration	Data Mapping	Data Transformation	API Management
Alteryx Designer Cloud	N/A	N/A	N/A	N/A	N/A
CiraSync	86%	77%	91%	83%	54%
Integrate.io	86%	86%	96%	90%	90%
Dataddo	N/A	N/A	N/A	N/A	
iPaaS with ITPA	75%	80%	82%	82%	88%
Keboola	N/A	N/A	N/A	N/A	N/A
Central	93%	90%	97%	97%	93%
eZintegrations	91%	93%	92%	92%	90%
enosix	N/A	N/A	N/A	N/A	N/A
Cinchy	N/A	N/A	N/A	N/A	N/A
Omatic Software	N/A	N/A	N/A	N/A	N/A
TIBCO Omni-Gen	N/A	N/A	N/A	N/A	N/A
Peregrine Connect	N/A	N/A	N/A	N/A	N/A
Adeptia Connect	N/A	N/A	N/A	N/A	N/A
Polytomic	84%	86%	90%	N/A	91%
Apiway	N/A	N/A	N/A	N/A	N/A
SyncApps	N/A	N/A	N/A	N/A	
Warewolf	N/A	N/A	N/A	N/A	N/A
Alumio	N/A	N/A	N/A	N/A	

(Feature Comparison for iPaaS continues on next page)

*N/A is displayed when fewer than five responses were received for the question.

**A blank box indicates that a seller has selected that they do not offer that feature.

Feature Comparison for iPaaS (continued)

G2 users have evaluated the following products by feature. Feature ratings are representative of reviewers overall satisfaction with each feature and do not necessarily take into account the breadth of individual product features. The results are shown below.

Management

	Monitoring & Notification	Routing And Orchestration	Data Mapping	Data Transformation	API Management
Momentum	N/A	N/A	N/A	N/A	N/A
Linx	N/A	N/A	N/A	N/A	N/A
Roghnu	N/A	N/A	N/A	N/A	N/A
KonnectzIT	N/A	N/A	N/A	N/A	N/A
Average	88%	90%	91%	91%	90%

(Feature Comparison for iPaaS continues on next page)

*N/A is displayed when fewer than five responses were received for the question.

**A blank box indicates that a seller has selected that they do not offer that feature.

Feature Comparison for iPaaS (continued)

G2 users have evaluated the following products by feature. Feature ratings are representative of reviewers overall satisfaction with each feature and do not necessarily take into account the breadth of individual product features. The results are shown below.

Security

	Data Encryption	Security Standards	Communication Protocol
Celigo	94%	94%	95%
Zapier	90%	90%	88%
Workato	90%	91%	91%
Boomi	85%	87%	88%
HubSpot Data Hub	90%	88%	88%
DBSync Cloud Workflow	94%	94%	94%
Albato	89%	91%	91%
n8n	82%	81%	86%
Boost.space	N/A	N/A	N/A
MuleSoft Anypoint Platform	89%	90%	90%
ServiceNow Integration Hub	95%	95%	93%
SnapLogic	86%	88%	89%
Relay.app	90%	92%	90%
Integrately	95%	92%	90%
Activepieces	86%	89%	87%
Patchworks	95%	94%	96%
Superblocks	N/A	N/A	N/A
Business Integration Suite	94%	88%	96%
Appy Pie	93%	92%	92%

(Feature Comparison for iPaaS continues on next page)

*N/A is displayed when fewer than five responses were received for the question.

**A blank box indicates that a seller has selected that they do not offer that feature.

Feature Comparison for iPaaS (continued)

G2 users have evaluated the following products by feature. Feature ratings are representative of reviewers overall satisfaction with each feature and do not necessarily take into account the breadth of individual product features. The results are shown below.

Security

	Data Encryption	Security Standards	Communication Protocol
Frends	82%	88%	87%
IFTTT	N/A	N/A	N/A
Prismatic	90%	90%	92%
Files.com	91%	90%	97%
Tines	94%	95%	96%
Zluri	100%	100%	100%
Flexspring	89%	90%	89%
Whalesync	91%	94%	83%
BURQ iPaaS	86%	90%	94%
Flowgear	86%	87%	88%
DataBlend	90%	90%	91%
Pandium	97%	96%	86%
ElectroNeek: RPA and AI Platform	90%	92%	93%
klamp	N/A	N/A	N/A
Konnectify	98%	97%	97%
Venn Technology	95%	98%	98%
Hightouch	95%	95%	96%
Recursyv	97%	95%	96%
hotglue	93%	95%	96%

(Feature Comparison for iPaaS continues on next page)

*N/A is displayed when fewer than five responses were received for the question.

**A blank box indicates that a seller has selected that they do not offer that feature.

Feature Comparison for iPaaS (continued)

G2 users have evaluated the following products by feature. Feature ratings are representative of reviewers overall satisfaction with each feature and do not necessarily take into account the breadth of individual product features. The results are shown below.

Security

	Data Encryption	Security Standards	Communication Protocol
Quickwork	N/A	N/A	N/A
ApiX-Drive	96%	94%	93%
Tavio	97%	98%	96%
Census	N/A	N/A	N/A
Robocorp	N/A	N/A	N/A
Exalate	N/A	N/A	100%
Alloy Automation	92%	92%	93%
Skyvia	93%	95%	96%
MindCloud	89%	88%	88%
Martini	97%	97%	97%
RudderStack	N/A	N/A	N/A
Cyclr	90%	93%	93%
Nexla	N/A	N/A	N/A
Syncari	100%	100%	100%
Iconduct	N/A	N/A	N/A
StarfishETL	94%	94%	96%
IBM App Connect	94%	95%	93%
IBM webMethods Integration	87%	85%	87%
Azure Logic Apps	80%	83%	83%

(Feature Comparison for iPaaS continues on next page)

*N/A is displayed when fewer than five responses were received for the question.

**A blank box indicates that a seller has selected that they do not offer that feature.

Feature Comparison for iPaaS (continued)

G2 users have evaluated the following products by feature. Feature ratings are representative of reviewers overall satisfaction with each feature and do not necessarily take into account the breadth of individual product features. The results are shown below.

Security

	Data Encryption	Security Standards	Communication Protocol
Jitterbit	87%	87%	87%
TIBCO Integration (featuring Business Works and Flogo)	91%	91%	94%
UiPath Agentic Automation	91%	89%	92%
Informatica Cloud Data Integration	87%	86%	86%
Oracle Integration	84%	91%	90%
IBM webMethods API Management	N/A	N/A	N/A
IBM DataPower Gateway	N/A	N/A	N/A
Digibee	91%	92%	91%
Make	88%	87%	87%
SAP Integration Suite	66%	77%	63%
Cleo	90%	91%	91%
Control-M	N/A	N/A	N/A
IBM Cloud Pak for Integration	N/A	91%	94%
Red Hat Fuse	86%	88%	82%
Tray.ai	76%	80%	71%
Informatica API and Application Integration	N/A	N/A	N/A
APPSseCONNECT	90%	89%	88%
Talend Cloud Data Integration	N/A	N/A	N/A
Unito	N/A	N/A	N/A

(Feature Comparison for iPaaS continues on next page)

*N/A is displayed when fewer than five responses were received for the question.

**A blank box indicates that a seller has selected that they do not offer that feature.

Feature Comparison for iPaaS (continued)

G2 users have evaluated the following products by feature. Feature ratings are representative of reviewers overall satisfaction with each feature and do not necessarily take into account the breadth of individual product features. The results are shown below.

Security

	Data Encryption	Security Standards	Communication Protocol
Alteryx Designer Cloud	N/A	N/A	N/A
CiraSync	78%	89%	73%
Integrate.io	83%	93%	91%
Dataddo	N/A	N/A	N/A
iPaaS with ITPA	84%	86%	86%
Keboola	N/A	N/A	N/A
Central	91%	91%	97%
eZintegrations	92%	89%	90%
enosix	N/A	N/A	N/A
Cinchy	N/A	N/A	N/A
Omatic Software	N/A	N/A	N/A
TIBCO Omni-Gen	N/A	N/A	N/A
Peregrine Connect	N/A	N/A	N/A
Adeptia Connect	N/A	N/A	N/A
Polytomic	N/A	86%	N/A
Apiway	N/A	N/A	N/A
SyncApps	N/A	N/A	N/A
Warewolf	N/A	N/A	N/A
Alumio	N/A		N/A

(Feature Comparison for iPaaS continues on next page)

*N/A is displayed when fewer than five responses were received for the question.

**A blank box indicates that a seller has selected that they do not offer that feature.

Feature Comparison for iPaaS (continued)

G2 users have evaluated the following products by feature. Feature ratings are representative of reviewers overall satisfaction with each feature and do not necessarily take into account the breadth of individual product features. The results are shown below.

Security

	Data Encryption	Security Standards	Communication Protocol
Momentum	N/A	N/A	N/A
Linx	N/A	N/A	N/A
Roghnu	N/A	N/A	N/A
KonnectzIT	N/A	N/A	N/A
Average	90%	91%	91%

(Feature Comparison for iPaaS continues on next page)

*N/A is displayed when fewer than five responses were received for the question.

**A blank box indicates that a seller has selected that they do not offer that feature.

Feature Comparison for iPaaS (continued)

G2 users have evaluated the following products by feature. Feature ratings are representative of reviewers overall satisfaction with each feature and do not necessarily take into account the breadth of individual product features. The results are shown below.

Integration Options

	Data Virtualization	Managed File Transfers	Big Data Processing	EDI
Celigo	94%	93%	90%	91%
Zapier	89%	87%	84%	84%
Workato	88%	87%	83%	82%
Boomi	90%	93%	88%	91%
HubSpot Data Hub	89%	90%		
DBSync Cloud Workflow	94%	94%	93%	93%
Albato	89%	89%	87%	85%
n8n	84%	86%	79%	
Boost.space	N/A	N/A	N/A	N/A
MuleSoft Anypoint Platform	90%	91%	83%	88%
ServiceNow Integration Hub	95%	93%	90%	90%
SnapLogic	86%	87%	84%	83%
Relay.app	88%	87%	86%	87%
Integrately	94%	90%	92%	91%
Activepieces	86%	86%	81%	83%
Patchworks	92%	95%	86%	92%
Superblocks	N/A	N/A	N/A	
Business Integration Suite	86%	95%	76%	89%
Appy Pie	92%	92%	91%	91%

(Feature Comparison for iPaaS continues on next page)

*N/A is displayed when fewer than five responses were received for the question.

**A blank box indicates that a seller has selected that they do not offer that feature.

Feature Comparison for iPaaS (continued)

G2 users have evaluated the following products by feature. Feature ratings are representative of reviewers overall satisfaction with each feature and do not necessarily take into account the breadth of individual product features. The results are shown below.

Integration Options

	Data Virtualization	Managed File Transfers	Big Data Processing	EDI
Frends	85%	91%	77%	78%
IFTTT	N/A	N/A	N/A	N/A
Prismatic	87%	91%	83%	86%
Files.com	92%	97%	74%	71%
Tines	90%	90%	88%	98%
Zluri	90%	N/A	97%	97%
Flexspring	89%	91%	86%	83%
Whalesync	100%	79%	88%	79%
BURQ iPaaS	90%	87%	88%	88%
Flowgear	89%	90%	87%	85%
DataBlend	91%	92%	91%	90%
Pandium	90%	82%	82%	88%
ElectroNeek: RPA and AI Platform		92%	86%	
klamp	N/A	N/A	N/A	N/A
Konnectify	97%	94%	92%	97%
Venn Technology	99%	90%	95%	95%
Hightouch	94%	92%	91%	86%
Recursyv	96%	98%	95%	83%
hotglue	95%	96%	92%	84%

(Feature Comparison for iPaaS continues on next page)

*N/A is displayed when fewer than five responses were received for the question.

**A blank box indicates that a seller has selected that they do not offer that feature.

Feature Comparison for iPaaS (continued)

G2 users have evaluated the following products by feature. Feature ratings are representative of reviewers overall satisfaction with each feature and do not necessarily take into account the breadth of individual product features. The results are shown below.

Integration Options

	Data Virtualization	Managed File Transfers	Big Data Processing	EDI
Quickwork	N/A	N/A	N/A	N/A
ApiX-Drive	98%	100%	95%	95%
Tavio	93%	97%	100%	N/A
Census	N/A	N/A	N/A	N/A
Robocorp	N/A	N/A	N/A	N/A
Exalate	N/A	N/A		
Alloy Automation	91%	87%	90%	91%
Skyvia	97%	95%	96%	95%
MindCloud	88%	84%	80%	79%
Martini	95%	96%	96%	97%
RudderStack			N/A	
Cyclr	86%	90%	88%	88%
Nexla	N/A	N/A	N/A	N/A
Syncari	94%	N/A	89%	N/A
IConduct	N/A	N/A	N/A	N/A
StarfishETL	97%	95%	98%	96%
IBM App Connect	95%	92%	93%	96%
IBM webMethods Integration	82%	81%	78%	77%
Azure Logic Apps	82%	84%	85%	83%

(Feature Comparison for iPaaS continues on next page)

*N/A is displayed when fewer than five responses were received for the question.

**A blank box indicates that a seller has selected that they do not offer that feature.

Feature Comparison for iPaaS (continued)

G2 users have evaluated the following products by feature. Feature ratings are representative of reviewers overall satisfaction with each feature and do not necessarily take into account the breadth of individual product features. The results are shown below.

Integration Options

	Data Virtualization	Managed File Transfers	Big Data Processing	EDI
Jitterbit	86%	86%	80%	79%
TIBCO Integration (featuring Business Works and Flogo)	92%	93%	91%	91%
UiPath Agentic Automation	87%	87%	75%	75%
Informatica Cloud Data Integration	93%	90%	91%	89%
Oracle Integration	87%	96%	84%	84%
IBM webMethods API Management	N/A	N/A	N/A	N/A
IBM DataPower Gateway	N/A	N/A	N/A	N/A
Digibee	89%	90%	88%	89%
Make	87%	85%	79%	80%
SAP Integration Suite	69%	73%	69%	66%
Cleo	91%	92%	87%	95%
Control-M	N/A	N/A	N/A	N/A
IBM Cloud Pak for Integration	N/A	N/A	N/A	N/A
Red Hat Fuse	88%	84%	88%	84%
Tray.ai	91%	83%	75%	76%
Informatica API and Application Integration	N/A	N/A	N/A	N/A
APPSecCONNECT	90%	84%	86%	87%
Talend Cloud Data Integration	N/A	N/A	N/A	N/A
Unito	N/A	N/A	N/A	N/A

(Feature Comparison for iPaaS continues on next page)

*N/A is displayed when fewer than five responses were received for the question.

**A blank box indicates that a seller has selected that they do not offer that feature.

Feature Comparison for iPaaS (continued)

G2 users have evaluated the following products by feature. Feature ratings are representative of reviewers overall satisfaction with each feature and do not necessarily take into account the breadth of individual product features. The results are shown below.

Integration Options

	Data Virtualization	Managed File Transfers	Big Data Processing	EDI
Alteryx Designer Cloud	N/A	N/A	N/A	N/A
CiraSync	N/A	N/A	N/A	N/A
Integrate.io	77%	91%	94%	97%
Dataddo	N/A	N/A	N/A	
iPaaS with ITPA	78%	82%	75%	73%
Keboola	N/A	N/A	N/A	N/A
Central	94%	100%	90%	79%
eZintegrations	92%	92%	92%	93%
enosix	N/A	N/A	N/A	N/A
Cinchy	N/A	N/A	N/A	N/A
Omatic Software	N/A	N/A	N/A	N/A
TIBCO Omni-Gen	N/A	N/A	N/A	N/A
Peregrine Connect	N/A	N/A	N/A	N/A
Adeptia Connect		N/A	N/A	N/A
Polytomic	N/A	N/A	N/A	N/A
Apiway	N/A	N/A	N/A	N/A
SyncApps	N/A	N/A	N/A	N/A
Warewolf	N/A	N/A	N/A	N/A
Alumio		N/A	N/A	N/A

(Feature Comparison for iPaaS continues on next page)

*N/A is displayed when fewer than five responses were received for the question.

**A blank box indicates that a seller has selected that they do not offer that feature.



Feature Comparison for iPaaS (continued)

G2 users have evaluated the following products by feature. Feature ratings are representative of reviewers overall satisfaction with each feature and do not necessarily take into account the breadth of individual product features. The results are shown below.

Integration Options

	Data Virtualization	Managed File Transfers	Big Data Processing	EDI
Momentum	N/A	N/A	N/A	N/A
Linx		N/A	N/A	N/A
Roghnu	N/A	N/A	N/A	N/A
KonnectzIT	N/A	N/A	N/A	N/A
Average	90%	90%	87%	87%

(Feature Comparison for iPaaS continues on next page)

*N/A is displayed when fewer than five responses were received for the question.
**A blank box indicates that a seller has selected that they do not offer that feature.

Feature Comparison for iPaaS (continued)

G2 users have evaluated the following products by feature. Feature ratings are representative of reviewers overall satisfaction with each feature and do not necessarily take into account the breadth of individual product features. The results are shown below.

Deployment

	Hybrid	Cloud to Cloud
Celigo	92%	95%
Zapier	84%	90%
Workato	88%	92%
Boomi	93%	94%
HubSpot Data Hub	87%	87%
DBSync Cloud Workflow	94%	94%
Albato		92%
n8n	85%	87%
Boost.space	N/A	N/A
MuleSoft Anypoint Platform	92%	93%
ServiceNow Integration Hub	98%	95%
SnapLogic	85%	88%
Relay.app	84%	92%
Integrately	88%	93%
Activepieces	82%	89%
Patchworks		94%
Superblocks	N/A	N/A
Business Integration Suite	96%	93%
Appy Pie	94%	96%

(Feature Comparison for iPaaS continues on next page)

*N/A is displayed when fewer than five responses were received for the question.

**A blank box indicates that a seller has selected that they do not offer that feature.

Feature Comparison for iPaaS (continued)

G2 users have evaluated the following products by feature. Feature ratings are representative of reviewers overall satisfaction with each feature and do not necessarily take into account the breadth of individual product features. The results are shown below.

Deployment

	Hybrid	Cloud to Cloud
Frends	88%	89%
IFTTT	N/A	N/A
Prismatic	89%	93%
Files.com	95%	93%
Tines	93%	96%
Zluri	94%	91%
Flexspring	85%	88%
Whalesync		100%
BURQ iPaaS	95%	96%
Flowgear	86%	88%
DataBlend	93%	93%
Pandium	88%	88%
ElectroNeek: RPA and AI Platform	87%	88%
klamp	N/A	N/A
Konnectify	99%	99%
Venn Technology	96%	98%
Hightouch		
Recursyv	91%	96%
hotglue	94%	94%

(Feature Comparison for iPaaS continues on next page)

*N/A is displayed when fewer than five responses were received for the question.

**A blank box indicates that a seller has selected that they do not offer that feature.

Feature Comparison for iPaaS (continued)

G2 users have evaluated the following products by feature. Feature ratings are representative of reviewers overall satisfaction with each feature and do not necessarily take into account the breadth of individual product features. The results are shown below.

Deployment

	Hybrid	Cloud to Cloud
Quickwork	N/A	N/A
ApiX-Drive	91%	98%
Tavio	100%	97%
Census	N/A	N/A
Robocorp	N/A	N/A
Exalate	N/A	N/A
Alloy Automation	85%	91%
Skyvia	98%	99%
MindCloud	67%	86%
Martini	95%	95%
RudderStack	N/A	N/A
Cyclr	86%	91%
Nexla	N/A	N/A
Syncari	N/A	91%
IConduct	N/A	N/A
StarfishETL	92%	99%
IBM App Connect	97%	96%
IBM webMethods Integration	87%	88%
Azure Logic Apps	85%	88%

(Feature Comparison for iPaaS continues on next page)

*N/A is displayed when fewer than five responses were received for the question.

**A blank box indicates that a seller has selected that they do not offer that feature.

Feature Comparison for iPaaS (continued)

G2 users have evaluated the following products by feature. Feature ratings are representative of reviewers overall satisfaction with each feature and do not necessarily take into account the breadth of individual product features. The results are shown below.

Deployment

	Hybrid	Cloud to Cloud
Jitterbit	86%	87%
TIBCO Integration (featuring Business Works and Flogo)	94%	94%
UiPath Agentic Automation	89%	90%
Informatica Cloud Data Integration	91%	90%
Oracle Integration	86%	91%
IBM webMethods API Management	N/A	N/A
IBM DataPower Gateway	N/A	N/A
Digibee	88%	92%
Make		88%
SAP Integration Suite	71%	76%
Cleo	89%	91%
Control-M	N/A	N/A
IBM Cloud Pak for Integration	N/A	N/A
Red Hat Fuse	89%	86%
Tray.ai	71%	89%
Informatica API and Application Integration	N/A	N/A
APPSecCONNECT	91%	89%
Talend Cloud Data Integration	N/A	N/A
Unito	N/A	N/A

(Feature Comparison for iPaaS continues on next page)

*N/A is displayed when fewer than five responses were received for the question.

**A blank box indicates that a seller has selected that they do not offer that feature.

Feature Comparison for iPaaS (continued)

G2 users have evaluated the following products by feature. Feature ratings are representative of reviewers overall satisfaction with each feature and do not necessarily take into account the breadth of individual product features. The results are shown below.

Deployment

	Hybrid	Cloud to Cloud
Alteryx Designer Cloud	N/A	N/A
CiraSync	71%	89%
Integrate.io	80%	90%
Dataddo	N/A	N/A
iPaaS with ITPA	84%	86%
Keboola		N/A
Central	96%	97%
eZintegrations	93%	97%
enosix	N/A	N/A
Cinchy	N/A	N/A
Omatic Software	N/A	N/A
TIBCO Omni-Gen	N/A	N/A
Peregrine Connect	N/A	N/A
Adeptia Connect	N/A	N/A
Polytomic	N/A	N/A
Apiway	N/A	N/A
SyncApps	N/A	N/A
Warewolf	N/A	N/A
Alumio	N/A	N/A

(Feature Comparison for iPaaS continues on next page)

*N/A is displayed when fewer than five responses were received for the question.

**A blank box indicates that a seller has selected that they do not offer that feature.

Feature Comparison for iPaaS (continued)

G2 users have evaluated the following products by feature. Feature ratings are representative of reviewers overall satisfaction with each feature and do not necessarily take into account the breadth of individual product features. The results are shown below.

Deployment

	Hybrid	Cloud to Cloud
Momentum		N/A
Linx	N/A	N/A
Roghnu	N/A	N/A
KonnectzIT	N/A	N/A
Average	89%	92%

*N/A is displayed when fewer than five responses were received for the question.

**A blank box indicates that a seller has selected that they do not offer that feature.

Additional Data for iPaaS

The table below includes a breakdown of the customer segments for each product, as represented by G2 reviewers.

Customers by Size

	Small Business (50 or fewer emp.)	Mid-Market (51-1000 emp.)	Enterprise (>1000 emp.)
Celigo	38%	56%	6%
Zapier	65%	27%	7%
Workato	20%	43%	38%
Boomi	12%	39%	49%
HubSpot Data Hub	71%	25%	4%
DBSync Cloud Workflow	74%	26%	1%
Albato	96%	3%	1%
n8n	75%	22%	3%
Boost.space	99%	0%	0%
MuleSoft Anypoint Platform	13%	27%	61%
ServiceNow Integration Hub	12%	29%	59%
SnapLogic	13%	26%	61%
Relay.app	85%	15%	0%
Integrately	92%	4%	4%
Activepieces	95%	5%	0%
Patchworks	47%	47%	5%
Superblocks	47%	43%	10%
Business Integration Suite	7%	36%	57%
Appy Pie	88%	10%	3%

(Additional Data for iPaaS continues on next page)

*N/A is displayed when data is not publicly available.

Additional Data for iPaaS (continued)

The table below includes a breakdown of the customer segments for each product, as represented by G2 reviewers.

Customers by Size

	Small Business (50 or fewer emp.)	Mid-Market (51-1000 emp.)	Enterprise (>1000 emp.)
Frends	10%	57%	33%
IFTTT	71%	24%	5%
Prismatic	48%	45%	7%
Files.com	29%	48%	24%
Tines	21%	43%	36%
Zluri	20%	62%	18%
Flexspring	4%	68%	28%
Whalesync	63%	32%	5%
BURQ iPaaS	29%	64%	7%
Flowgear	49%	41%	10%
DataBlend	21%	67%	13%
Pandium	42%	53%	5%
ElectroNeek: RPA and AI Platform	69%	18%	13%
klamp	67%	25%	8%
Konnectify	68%	32%	0%
Venn Technology	28%	39%	33%
Hightouch	17%	65%	17%
Recursyv	28%	72%	0%
hotglue	93%	3%	3%

(Additional Data for iPaaS continues on next page)

*N/A is displayed when data is not publicly available.

Additional Data for iPaaS (continued)

The table below includes a breakdown of the customer segments for each product, as represented by G2 reviewers.

Customers by Size

	Small Business (50 or fewer emp.)	Mid-Market (51-1000 emp.)	Enterprise (>1000 emp.)
Quickwork	57%	21%	21%
ApiX-Drive	73%	27%	0%
Tavio	19%	31%	50%
Census	41%	45%	14%
Robocorp	50%	20%	30%
Exalate	29%	47%	24%
Alloy Automation	61%	39%	0%
Skyvia	55%	37%	8%
MindCloud	40%	47%	13%
Martini	88%	9%	4%
RudderStack	65%	35%	0%
Cyclr	52%	45%	3%
Nexla	33%	50%	17%
Syncari	43%	52%	4%
Iconduct	7%	83%	10%
StarfishETL	17%	23%	60%
IBM App Connect	25%	44%	32%
IBM webMethods Integration	16%	20%	64%
Azure Logic Apps	29%	21%	50%

(Additional Data for iPaaS continues on next page)

*N/A is displayed when data is not publicly available.

Additional Data for iPaaS (continued)

The table below includes a breakdown of the customer segments for each product, as represented by G2 reviewers.

Customers by Size

	Small Business (50 or fewer emp.)	Mid-Market (51-1000 emp.)	Enterprise (>1000 emp.)
Jitterbit	15%	59%	26%
TIBCO Integration (featuring Business Works and Flogo)	24%	35%	41%
UiPath Agentic Automation	35%	45%	21%
Informatica Cloud Data Integration	14%	26%	59%
Oracle Integration	22%	37%	41%
IBM webMethods API Management	13%	44%	44%
IBM DataPower Gateway	7%	4%	89%
Digibee	11%	49%	40%
Make	77%	18%	5%
SAP Integration Suite	17%	24%	59%
Cleo	9%	56%	35%
Control-M	20%	20%	60%
IBM Cloud Pak for Integration	10%	30%	60%
Red Hat Fuse	40%	60%	0%
Tray.ai	37%	50%	13%
Informatica API and Application Integration	33%	0%	67%
APPSecCONNECT	75%	25%	0%
Talend Cloud Data Integration	10%	23%	68%
Unito	60%	33%	7%

(Additional Data for iPaaS continues on next page)

*N/A is displayed when data is not publicly available.

Additional Data for iPaaS (continued)

The table below includes a breakdown of the customer segments for each product, as represented by G2 reviewers.

Customers by Size

	Small Business (50 or fewer emp.)	Mid-Market (51-1000 emp.)	Enterprise (>1000 emp.)
Alteryx Designer Cloud	36%	23%	40%
CiraSync	19%	81%	0%
Integrate.io	35%	49%	16%
Dataddo	42%	54%	4%
iPaaS with ITPA	0%	31%	69%
Keboola	9%	64%	27%
Central	0%	73%	27%
eZintegrations	8%	69%	23%
enosix	20%	30%	50%
Cinchy	20%	40%	40%
Omatic Software	48%	39%	13%
TIBCO Omni-Gen	13%	50%	38%
Peregrine Connect	22%	38%	41%
Adeptia Connect	0%	36%	64%
Polytomic	27%	73%	0%
Apiway	73%	27%	0%
SyncApps	63%	32%	4%
Warewolf	60%	30%	10%
Alumio	33%	0%	67%

(Additional Data for iPaaS continues on next page)

*N/A is displayed when data is not publicly available.

Additional Data for iPaaS (continued)

The table below includes a breakdown of the customer segments for each product, as represented by G2 reviewers.

Customers by Size

	Small Business (50 or fewer emp.)	Mid-Market (51-1000 emp.)	Enterprise (>1000 emp.)
Momentum	15%	77%	8%
Linx	82%	18%	0%
Roghnu	36%	55%	10%
KonnectzlT	85%	8%	8%
Average	39%	37%	24%

(Additional Data for iPaaS continues on next page)

*N/A is displayed when data is not publicly available.

Additional Data for iPaaS (continued)

The table below highlights implementation and deployment data as indicated in real user reviews on G2.

Implementation

	Deployment		Implementation Time	Implementation Method				Number of Users Purchased	Contract Term
	Cloud	On-Premises	Avg. Months to Go Live	In-House Team	Seller Services Team	Third-Party Consultant	Don't know	Median Number of Users Bought	Avg. Contract Term (Months)
Celigo	89%	11%	3.0	52%	25%	18%	6%	3	15
Zapier	100%	0%	1.0	92%	3%	2%	3%	3	4
Workato	86%	14%	2.4	76%	11%	8%	5%	7	15
Boomi	100%	0%	2.8	66%	23%	8%	4%	7	21
HubSpot Data Hub	85%	15%	1.3	90%	7%	1%	2%	3	6
DBSync Cloud Workflow	81%	19%	2.2	44%	25%	24%	8%	3	13
Albato	70%	30%	0.6	91%	2%	2%	5%	3	10
n8n	66%	34%	1.7	94%	6%	0%	0%	3	1
Boost.space	72%	28%	1.4	93%	2%	1%	5%	3	12
MuleSoft Anypoint Platform	62%	38%	2.9	80%	14%	4%	1%	17	17
ServiceNow Integration Hub	57%	43%	N/A	80%	0%	20%	0%	N/A	N/A
SnapLogic	78%	22%	3.7	75%	14%	3%	8%	17	17
Relay.app	67%	33%	0.2	79%	0%	21%	0%	3	11
Integrately	52%	48%	0.9	93%	1%	2%	3%	3	14
Activepieces	77%	23%	0.3	100%	0%	0%	0%	3	5
Patchworks	92%	8%	2.4	55%	18%	23%	5%	3	12
Superblocks	71%	29%	1.5	94%	3%	0%	3%	12	4
Business Integration Suite	86%	14%	2.0	25%	63%	0%	13%	5	24
Appy Pie	30%	70%	2.0	81%	3%	0%	16%	3	7

(Additional Data for iPaaS continues on next page)

*N/A is displayed when data is not publicly available.

Additional Data for iPaaS (continued)

The table below highlights implementation and deployment data as indicated in real user reviews on G2.

Implementation

	Deployment		Implementation Time	Implementation Method				Number of Users Purchased	Contract Term
	Cloud	On-Premises	Avg. Months to Go Live	In-House Team	Seller Services Team	Third-Party Consultant	Don't know	Median Number of Users Bought	Avg. Contract Term (Months)
Frends	77%	23%	2.2	49%	32%	8%	11%	5	14
IFTTT	71%	29%	0.1	100%	0%	0%	0%	N/A	N/A
Prismatic	85%	15%	2.2	92%	8%	0%	0%	7	16
Files.com	93%	7%	0.6	92%	0%	0%	8%	37	16
Tines	80%	20%	2.0	77%	15%	0%	8%	7	6
Zluri	87%	13%	1.6	50%	41%	0%	9%	17	15
Flexspring	66%	34%	3.4	62%	24%	2%	12%	3	11
Whalesync	N/A	N/A	0.1	N/A	N/A	N/A	N/A	N/A	N/A
BURQ iPaaS	78%	22%	3.1	45%	45%	9%	0%	3	11
Flowgear	70%	30%	1.3	56%	29%	6%	10%	7	7
DataBlend	76%	24%	2.7	56%	31%	0%	13%	3	13
Pandium	100%	0%	2.3	71%	0%	14%	14%	7	8
ElectroNeek: RPA and AI Platform	57%	43%	N/A	67%	11%	11%	11%	N/A	N/A
klamp	100%	0%	N/A	N/A	N/A	N/A	N/A	N/A	N/A
Konnectify	86%	14%	1.4	62%	38%	0%	0%	12	14
Venn Technology	50%	50%	N/A	29%	57%	0%	14%	N/A	N/A
Hightouch	95%	5%	0.3	79%	5%	5%	11%	7	10
Recursyv	81%	19%	1.4	41%	41%	6%	12%	7	9
hotglue	100%	0%	1.5	78%	22%	0%	0%	3	6

(Additional Data for iPaaS continues on next page)

*N/A is displayed when data is not publicly available.

Additional Data for iPaaS (continued)

The table below highlights implementation and deployment data as indicated in real user reviews on G2.

Implementation

	Deployment		Implementation Time	Implementation Method				Number of Users Purchased	Contract Term
	Cloud	On-Premises	Avg. Months to Go Live	In-House Team	Seller Services Team	Third-Party Consultant	Don't know	Median Number of Users Bought	Avg. Contract Term (Months)
Quickwork	60%	40%	0.8	100%	0%	0%	0%	N/A	N/A
ApiX-Drive	N/A	N/A	N/A	N/A	N/A	N/A	N/A	N/A	N/A
Tavio	82%	18%	4.5	50%	29%	11%	11%	3	19
Census	90%	10%	0.7	78%	11%	0%	11%	3	11
Robocorp	83%	17%	0.6	64%	9%	9%	18%	N/A	N/A
Exalate	61%	39%	1.8	73%	0%	23%	5%	37	7
Alloy Automation	100%	0%	1.5	100%	0%	0%	0%	3	12
Skyvia	100%	0%	0.5	83%	0%	3%	14%	3	7
MindCloud	100%	0%	2.0	79%	21%	0%	0%	3	10
Martini	28%	72%	4.1	66%	5%	10%	19%	3	1
RudderStack	100%	0%	0.7	83%	17%	0%	0%	3	N/A
Cyclr	85%	15%	2.2	89%	6%	3%	3%	3	5
Nexla	100%	0%	N/A	100%	0%	0%	0%	N/A	N/A
Syncari	100%	0%	1.1	100%	0%	0%	0%	3	8
Iconduct	100%	0%	1.3	39%	61%	0%	0%	3	14
StarfishETL	N/A	N/A	N/A	N/A	N/A	N/A	N/A	N/A	N/A
IBM App Connect	57%	43%	3.2	58%	16%	26%	0%	17	6
IBM webMethods Integration	24%	76%	6.0	62%	21%	15%	2%	17	19
Azure Logic Apps	79%	21%	3.6	79%	21%	0%	0%	7	12

(Additional Data for iPaaS continues on next page)

*N/A is displayed when data is not publicly available.

Additional Data for iPaaS (continued)

The table below highlights implementation and deployment data as indicated in real user reviews on G2.

Implementation

	Deployment		Implementation Time	Implementation Method				Number of Users Purchased	Contract Term
	Cloud	On-Premises	Avg. Months to Go Live	In-House Team	Seller Services Team	Third-Party Consultant	Don't know	Median Number of Users Bought	Avg. Contract Term (Months)
Jitterbit	62%	38%	2.1	66%	17%	13%	4%	3	16
TIBCO Integration (featuring Business Works and Flogo)	83%	17%	2.8	47%	26%	15%	12%	7	14
UiPath Agentic Automation	89%	11%	4.0	85%	12%	0%	3%	7	10
Informatica Cloud Data Integration	80%	20%	2.3	69%	12%	19%	0%	17	21
Oracle Integration	100%	0%	2.5	43%	43%	7%	7%	17	17
IBM webMethods API Management	57%	43%	N/A	29%	29%	29%	14%	N/A	N/A
IBM DataPower Gateway	17%	83%	7.8	40%	40%	20%	0%	912	27
Digibee	91%	9%	3.9	26%	65%	3%	6%	17	17
Make	72%	28%	1.0	88%	5%	5%	2%	3	2
SAP Integration Suite	77%	23%	4.2	41%	23%	30%	7%	75	20
Cleo	35%	65%	3.3	61%	35%	2%	2%	3	24
Control-M	40%	60%	N/A	60%	0%	40%	0%	N/A	N/A
IBM Cloud Pak for Integration	N/A	N/A	N/A	N/A	N/A	N/A	N/A	N/A	N/A
Red Hat Fuse	N/A	N/A	N/A	N/A	N/A	N/A	N/A	N/A	N/A
Tray.ai	90%	10%	2.2	73%	20%	3%	5%	7	14
Informatica API and Application Integration	N/A	N/A	N/A	N/A	N/A	N/A	N/A	N/A	N/A
APPSecCONNECT	55%	45%	5.2	63%	32%	0%	5%	3	11
Talend Cloud Data Integration	48%	52%	5.2	54%	46%	0%	0%	7	15
Unito	78%	22%	0.8	100%	0%	0%	0%	17	8

(Additional Data for iPaaS continues on next page)

*N/A is displayed when data is not publicly available.

Additional Data for iPaaS (continued)

The table below highlights implementation and deployment data as indicated in real user reviews on G2.

Implementation

	Deployment		Implementation Time	Implementation Method				Number of Users Purchased	Contract Term
	Cloud	On-Premises	Avg. Months to Go Live	In-House Team	Seller Services Team	Third-Party Consultant	Don't know	Median Number of Users Bought	Avg. Contract Term (Months)
Alteryx Designer Cloud	76%	24%	3.0	88%	0%	6%	6%	7	9
CiraSync	94%	6%	0.8	93%	2%	2%	2%	175	9
Integrate.io	96%	4%	0.6	96%	0%	4%	0%	3	5
Dataddo	N/A	N/A	N/A	N/A	N/A	N/A	N/A	N/A	N/A
iPaaS with ITPA	60%	40%	2.6	N/A	N/A	N/A	N/A	17	N/A
Keboola	N/A	N/A	N/A	N/A	N/A	N/A	N/A	N/A	N/A
Central	89%	11%	3.4	56%	33%	0%	11%	7	10
eZintegrations	N/A	N/A	N/A	N/A	N/A	N/A	N/A	N/A	N/A
enosix	N/A	N/A	N/A	N/A	N/A	N/A	N/A	N/A	N/A
Cinchy	N/A	N/A	N/A	N/A	N/A	N/A	N/A	N/A	N/A
Omatic Software	44%	56%	6.1	75%	13%	0%	13%	3	22
TIBCO Omni-Gen	N/A	N/A	N/A	N/A	N/A	N/A	N/A	N/A	N/A
Peregrine Connect	57%	43%	1.8	70%	13%	0%	17%	12	13
Adeptia Connect	100%	0%	4.2	71%	29%	0%	0%	3	N/A
Polytomic	100%	0%	0.6	N/A	N/A	N/A	N/A	7	N/A
Apiway	N/A	N/A	N/A	N/A	N/A	N/A	N/A	N/A	N/A
SyncApps	85%	15%	1.1	84%	3%	13%	0%	3	2
Warewolf	29%	71%	N/A	N/A	N/A	N/A	N/A	N/A	N/A
Alumio	N/A	N/A	N/A	N/A	N/A	N/A	N/A	N/A	N/A

(Additional Data for iPaaS continues on next page)

*N/A is displayed when data is not publicly available.

Additional Data for iPaaS (continued)

The table below highlights implementation and deployment data as indicated in real user reviews on G2.

Implementation

	Deployment		Implementation Time	Implementation Method				Number of Users Purchased	Contract Term
	Cloud	On-Premises	Avg. Months to Go Live	In-House Team	Seller Services Team	Third-Party Consultant	Don't know	Median Number of Users Bought	Avg. Contract Term (Months)
Momentum	60%	40%	3.7	67%	33%	0%	0%	N/A	N/A
Linx	N/A	N/A	N/A	N/A	N/A	N/A	N/A	N/A	N/A
Roghnu	N/A	N/A	N/A	N/A	N/A	N/A	N/A	N/A	6
KonnectzIT	N/A	N/A	N/A	N/A	N/A	N/A	N/A	N/A	N/A

(Additional Data for iPaaS continues on next page)

*N/A is displayed when data is not publicly available.

Additional Data for iPaaS (continued)

The table below highlights the average user adoption of each product as indicated in real user reviews on G2.

User Adoption and Return on Investment (ROI)

	User Adoption	Payback Period
	Average User Adoption	Estimated ROI (payback period in months)
Celigo	71%	11
Zapier	66%	6
Workato	46%	9
Boomi	63%	15
HubSpot Data Hub	78%	7
DBSync Cloud Workflow	77%	9
Albato	62%	5
n8n	48%	4
Boost.space	59%	8
MuleSoft Anypoint Platform	40%	16
ServiceNow Integration Hub	56%	N/A
SnapLogic	47%	15
Relay.app	53%	2
Integrately	71%	7
Activepieces	67%	6
Patchworks	46%	2
Superblocks	46%	9
Business Integration Suite	63%	2
Appy Pie	45%	19

(Additional Data for iPaaS continues on next page)

*N/A is displayed when data is not publicly available.

Additional Data for iPaaS (continued)

The table below highlights the average user adoption of each product as indicated in real user reviews on G2.

User Adoption and Return on Investment (ROI)

	User Adoption	Payback Period
	Average User Adoption	Estimated ROI (payback period in months)
Frends	49%	15
IFTTT	34%	N/A
Prismatic	42%	13
Files.com	72%	6
Tines	36%	7
Zluri	58%	9
Flexspring	81%	10
Whalesync	N/A	1
BURQ iPaaS	60%	4
Flowgear	49%	8
DataBlend	78%	4
Pandium	59%	5
ElectroNeek: RPA and AI Platform	N/A	N/A
klamp	N/A	N/A
Konnectify	78%	3
Venn Technology	N/A	N/A
Hightouch	52%	6
Recursyv	90%	2
hotglue	70%	9

(Additional Data for iPaaS continues on next page)

*N/A is displayed when data is not publicly available.

Additional Data for iPaaS (continued)

The table below highlights the average user adoption of each product as indicated in real user reviews on G2.

User Adoption and Return on Investment (ROI)

	User Adoption	Payback Period
	Average User Adoption	Estimated ROI (payback period in months)
Quickwork	63%	N/A
ApiX-Drive	N/A	N/A
Tavio	66%	14
Census	76%	11
Robocorp	38%	N/A
Exalate	41%	5
Alloy Automation	36%	7
Skyvia	75%	8
MindCloud	57%	4
Martini	40%	7
RudderStack	80%	N/A
Cyclr	48%	11
Nexla	N/A	N/A
Syncari	61%	9
IConduct	82%	4
StarfishETL	N/A	N/A
IBM App Connect	58%	12
IBM webMethods Integration	63%	22
Azure Logic Apps	65%	19

(Additional Data for iPaaS continues on next page)

*N/A is displayed when data is not publicly available.

Additional Data for iPaaS (continued)

The table below highlights the average user adoption of each product as indicated in real user reviews on G2.

User Adoption and Return on Investment (ROI)

	User Adoption	Payback Period
	Average User Adoption	Estimated ROI (payback period in months)
Jitterbit	71%	10
TIBCO Integration (featuring Business Works and Flogo)	68%	14
UiPath Agentic Automation	42%	15
Informatica Cloud Data Integration	49%	27
Oracle Integration	43%	14
IBM webMethods API Management	N/A	N/A
IBM DataPower Gateway	72%	30
Digibee	56%	15
Make	66%	5
SAP Integration Suite	56%	13
Cleo	50%	15
Control-M	N/A	N/A
IBM Cloud Pak for Integration	N/A	N/A
Red Hat Fuse	N/A	N/A
Tray.ai	60%	10
Informatica API and Application Integration	N/A	N/A
APPSecCONNECT	63%	12
Talend Cloud Data Integration	45%	5
Unito	64%	14

(Additional Data for iPaaS continues on next page)

*N/A is displayed when data is not publicly available.

Additional Data for iPaaS (continued)

The table below highlights the average user adoption of each product as indicated in real user reviews on G2.

User Adoption and Return on Investment (ROI)

	User Adoption	Payback Period
	Average User Adoption	Estimated ROI (payback period in months)
Alteryx Designer Cloud	33%	11
CiraSync	88%	13
Integrate.io	61%	13
Dataddo	N/A	N/A
iPaaS with ITPA	N/A	N/A
Keboola	N/A	N/A
Central	86%	5
eZintegrations	N/A	N/A
enosix	N/A	N/A
Cinchy	N/A	N/A
Omatic Software	55%	10
TIBCO Omni-Gen	N/A	N/A
Peregrine Connect	25%	13
Adeptia Connect	49%	N/A
Polytomic	55%	N/A
Apiway	N/A	N/A
SyncApps	73%	7
Warewolf	N/A	N/A
Alumio	N/A	N/A

(Additional Data for iPaaS continues on next page)

*N/A is displayed when data is not publicly available.

Additional Data for iPaaS (continued)

The table below highlights the average user adoption of each product as indicated in real user reviews on G2.

User Adoption and Return on Investment (ROI)

	User Adoption	Payback Period
	Average User Adoption	Estimated ROI (payback period in months)
Momentum	N/A	N/A
Linx	N/A	N/A
Roghnu	N/A	N/A
KonnectzIT	N/A	N/A
Average	59%	10

(Additional Data for iPaaS continues on next page)

*N/A is displayed when data is not publicly available.

Additional Data for iPaaS (continued)

The table below highlights third-party market presence data used to inform the G2's Market Presence Score that highlights each products impact and influence in the category.

Market Presence

	Seller Name	Year Founded	Employees on LinkedIn (Seller)	LinkedIn Followers
Celigo	Celigo	2011	718	76,874
Zapier	Zapier	2011	1,299	320,930
Workato	Workato	2013	1,245	85,200
Boomi	Boomi	2000	2,824	115,392
HubSpot Data Hub	HubSpot	2006	10,898	1,573,934
DBSync Cloud Workflow	DBSync	2009	112	81,239
Albato	Albato	2019	32	2,786
n8n	n8n GmbH	2019	344	163,795
Boost.space	Boost.space s.r.o.	2017	28	1,474
MuleSoft Anypoint Platform	Salesforce	1999	83,838	6,184,892
ServiceNow Integration Hub	ServiceNow	2004	30,388	1,378,756
SnapLogic	SnapLogic	2006	365	27,011
Relay.app	Relay.app	2021	31	7,905
Integrately	CompanyHub	2015	23	779
Activepieces	Activepieces	2022	22	14,211
Patchworks	Patchworks	2014	75	18,715
Superblocks	Superblocks	2021	55	8,427
Business Integration Suite	SEEBURGER	1986	736	14,530
Appy Pie	Appy Pie LLP	2015	225	64,508

(Additional Data for iPaaS continues on next page)

*N/A is displayed when data is not publicly available.

Additional Data for iPaaS (continued)

The table below highlights third-party market presence data used to inform the G2's Market Presence Score that highlights each products impact and influence in the category.

Market Presence

	Seller Name	Year Founded	Employees on LinkedIn (Seller)	LinkedIn Followers
Frends	FRENDS	1988	227	12,827
IFTTT	IFTTT	2010	45	11,793
Prismatic	Prismatic	2019	72	6,574
Files.com	Files.com	2008	76	27,647
Tines	Tines	2018	459	52,917
Zluri	Zluri	2020	271	50,401
Flexspring	Flexspring	2013	103	8,563
Whalesync	Whalesync	2021	10	1,510
BURQ iPaaS	Folio3 Software	2022	1	305
Flowgear	Flowgear	2007	33	4,203
DataBlend	DataBlend	2017	30	4,325
Pandium	Pandium	2018	16	2,352
ElectroNeek: RPA and AI Platform	ElectroNeek Robotics	2019	59	42,135
klamp	Klamp Inc	2022	20	5,461
Konnectify	Konnectify	2021	32	3,253
Venn Technology	Venn Technology	2015	25	2,473
Hightouch	Hightouch	2021	417	37,492
Recursyv	Recursyv	2016	5	186
hotglue	hotglue	2019	21	2,684

(Additional Data for iPaaS continues on next page)

*N/A is displayed when data is not publicly available.

Additional Data for iPaaS (continued)

The table below highlights third-party market presence data used to inform the G2's Market Presence Score that highlights each products impact and influence in the category.

Market Presence

	Seller Name	Year Founded	Employees on LinkedIn (Seller)	LinkedIn Followers
Quickwork	Quickwork	2015	47	7,364
ApiX-Drive	ApiX-Drive	2019	13	1,326
Tavio	Tavio	2015	2	1,354
Census	Fivetran	2012	1,682	138,232
Robocorp	Robocorp	2019	12	14,853
Exalate	Exalate	2011	58	5,827
Alloy Automation	Alloy	2019	37	22,139
Skyvia	Devart	1997	242	3,876
MindCloud	MindCloud	2021	46	2,682
Martini	TORO Cloud	2014	43	1,335
RudderStack	RudderStack	2019	142	58,415
Cyclr	Cyclr	2013	42	2,330
Nexla	Nexla	2016	88	5,282
Syncari	Syncari	2019	43	9,040
Iconduct	Iconduct Ltd	2009	23	1,150
StarfishETL	Technology Advisors	1991	2	125
IBM App Connect	IBM	1911	322,159	18,887,402
IBM webMethods Integration	IBM	1911	322,159	18,887,402
Azure Logic Apps	Microsoft	1975	220,934	26,834,622

(Additional Data for iPaaS continues on next page)

*N/A is displayed when data is not publicly available.

Additional Data for iPaaS (continued)

The table below highlights third-party market presence data used to inform the G2's Market Presence Score that highlights each products impact and influence in the category.

Market Presence

	Seller Name	Year Founded	Employees on LinkedIn (Seller)	LinkedIn Followers
Jitterbit	Jitterbit	2003	410	99,869
TIBCO Integration (featuring Business Works and Flogo)	Cloud Software Group		10,165	35,523
UiPath Agentic Automation	UiPath	2005	4,985	494,226
Informatica Cloud Data Integration	Informatica	1993	5,355	359,910
Oracle Integration	Oracle	1977	195,794	10,856,810
IBM webMethods API Management	IBM	1911	322,159	18,887,402
IBM DataPower Gateway	IBM	1911	322,159	18,887,402
Digibee	Digibee	2017	178	32,132
Make	Integromat by Celonis	2012	9	14,571
SAP Integration Suite	SAP	1972	135,108	4,460,840
Cleo	Cleo	1976	513	12,490
Control-M	BMC Software	1980	8,596	325,198
IBM Cloud Pak for Integration	IBM	1911	322,159	18,887,402
Red Hat Fuse	Red Hat	1993	18,455	1,492,331
Tray.ai	Tray.io	2012	147	22,625
Informatica API and Application Integration	Informatica	1993	5,355	359,910
APPSseCONNECT	APPSseCONNECT Corp	2022	96	16,466
Talend Cloud Data Integration	Qlik	1993	4,446	287,429
Unito	Unito.io	2015	68	5,054

(Additional Data for iPaaS continues on next page)

*N/A is displayed when data is not publicly available.

Additional Data for iPaaS (continued)

The table below highlights third-party market presence data used to inform the G2's Market Presence Score that highlights each products impact and influence in the category.

Market Presence

	Seller Name	Year Founded	Employees on LinkedIn (Seller)	LinkedIn Followers
Alteryx Designer Cloud	Alteryx	1997	2,282	351,027
CiraSync	CiraApps Ltd	2016	50	712
Integrate.io	Integrate.io	2012	27	10,221
Dataddo	Dataddo	2015	21	4,762
iPaaS with ITPA	TeamDynamix	2001	155	13,336
Keboola	Keboola	2008	104	11,290
Central	TeamCentral	2017	17	717
eZintegrations	Bizdata.Inc	2019	58	8,278
enosix	enosix	2014	53	13,901
Cinchy	Cinchy	2017	41	5,939
Omatic Software	Omatic Software	2002	106	7,698
TIBCO Omni-Gen	ibi	1975	888	25,905
Peregrine Connect	Peregrine		4	4,293
Adeptia Connect	Adeptia	2000	204	13,180
Polytomic	Polytomic	2019	10	592
Apiway	Apiway	2018	14	176
SyncApps	Cazoomi	2009	4	412
Warewolf	Warewolf		1	3
Alumio	Alumio	2016	49	8,860

(Additional Data for iPaaS continues on next page)

*N/A is displayed when data is not publicly available.

Additional Data for iPaaS (continued)

The table below highlights third-party market presence data used to inform the G2's Market Presence Score that highlights each products impact and influence in the category.

Market Presence

	Seller Name	Year Founded	Employees on LinkedIn (Seller)	LinkedIn Followers
Momentum	Momentum	2020	133	12,435
Linx	Twenty57	2002	11	511
Roghnu	Roghnu	2014	16	720
KonnectzIT	KonnectzIT	2020	5	294

*N/A is displayed when data is not publicly available.